



FLORENCE INTERNATIONAL SCHOOL
(Senior Secondary Affiliated With CBSE | ISO 21001:2018 Certified)

**Happy
holidays**

CLASS - U.K.G
2025-2026



LET'S BEAT THE HEAT, WHEN SUMMER IS AT IT'S PEAK!!!!

Dear Parent,

Summer holidays are the time of the year when you get an opportunity to spend maximum time with your child. Ice cream theme activities are so perfect for hot summer days. So we bring meaningful and creative activities to occupy the little ones in their free time.



"Books can be our best friends!!"

i) Buy different story books, picture books and colouring books for your child.

Encourage them to:

- ☐ do picture reading.
- ☐ recall characters and incidents of the story.
- ☐ colour the different sheets in the colouring book.



Suggested Television Channels:

- ☐ Discovery Kids
- ☐ National Geographic
- ☐ Disney Junior



Suggested Movies to watch:

- ☐ The Jungle Book
- ☐ Kungfu Panda
- ☐ Home alone
- ☐ Stuart Little



PRE-PRIMARY DEPARTMENT

CIRCULAR

- Subject: Encouraging English Speaking Skills at Home

Dear Parent,

Different types of languages are spoken by people from various regions, but the most important thing is that any language, when spoken, should be spoken correctly. The two common languages that our children should be able to speak fluently are Hindi and English.

Since English is a universal language spoken and understood all over the world, we want our children to be proficient in it. To achieve this goal, we seek your full support and cooperation.

We kindly request you to follow the points below:

- Speak with your child in English regularly.
- Read storybooks with big illustrations and discuss the story with your child.
- Emphasize phonic sounds, word building, and picture talk.

Encourage your child to use simple phrases like:

- May I come in ma'am?

- May I drink water?
- May I go to the toilet?
- I am feeling hungry.
- I am feeling thirsty.
- Please sharpen my pencil.
- Please give me a pencil.
- Please give me an eraser.

Use magic words: Excuse me, Sorry, Please, Thank you

At home, encourage sentences such as:

- Mom, please give me something to eat.
- Please give me a glass of water.
- Please trim my nails.
- Please tell me a story.
- Can I watch TV?
- Can I go to the park?
- I am feeling sleepy.
- Please buy me a toy.
- Please give me a bath.
- Please comb my hair.

Greet people properly:

- Hello Uncle/Aunty, how are you?
- Good morning/afternoon/evening/night to elders and parents.

Simple daily instructions to practice:

- Open/shut the door
- Eat your food
- Drink your milk
- Go to sleep
- Don't watch too much TV
- Brush your teeth
- Do your work

Together, let us make a sincere effort to help our children learn, understand, and speak English confidently from a young age.

◆ Instructions for Doing the Holiday Homework :-

1. Use a separate school notebook for completing all Holiday Homework.
2. Write the answers to all worksheet questions in the notebook, subject-wise.
3. For all project works (except SST/EVS), use A4 size chart sheets or chart paper only.

Do NOT use any scrapbook for projects.

4. SST AND EVS

Models /Projects to be made according to the topics (any one)

5. Ensure neatness and clarity: All work, whether in notebooks or on project sheets, should be done neatly with clear and legible handwriting.
6. Marks will be awarded for the holiday homework, so complete it with care and effort.

Class - KG Summer Holiday Homework

English:

- Practice Capital letters A to Z (5 lines) in separate notebook.
- Practice cursive letter writing book: complete till page number 28 to 59.
- Do Practice cursive letters A to Z (5 times) in separate notebook too.

Hindi:

- स्वर (अ-अ० तक 3 बार लिखिए
- क-न तक 10 बार कॉपी में लिखिए
- कार्यपुस्तिका पूरी करें

Maths:

- Counting 1-100 in notebook
- Backward Counting 20-1 (5 times)

General Awareness:

- Paste 5 pictures in scrap book of

1. Farm animals
2. Domestic animals
3. Wild animals
4. Water animal

Activities:

- Make flash cards on animals and their habitat (Pg. no. 31)
- Make beautiful & creative flash cards on animals and their home

Phonic English words sound in Hindi

A	- ऐ	- APPLE	N	- न	- Nest
B	- ब	- Bat	O	- ओ	- Owl
C	- क	- Cat	P	- प	- Parrot
D	- ड	- Dog	Q	- क्व	- Queen
E	- ए	- Egg	R	- र	- Rat
F	- फ	- Fan	S	- स	- Sun
G	- ग	- Goat	T	- ट	- Tent
H	- ह	- Hen	U	- अ	- Umbrella
I	- इ	- Ice, Ink	V	- व	- Van
J	- ज	- Jug	W	- वाँ	- Web
K	- क	- Kangaroo	X	- क्स	- Box
L	- ल	- Lion	Y	- य	- Yak
M	- म	- Mango	Z	- ज़	- Zoo

Animal Classification

Classify the animals as Domestic (**D**), Wild (**W**), Insect (**I**), Fish (**F**), Bird (**B**) and Reptile (**R**)



W

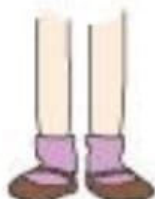


Name : _____

My Body

Complete the sentences.

I have _____ eyes.



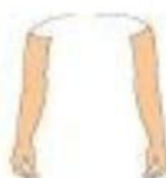
I have _____ legs.

I have _____ nose.



I have _____ ears.

I have _____ arms.



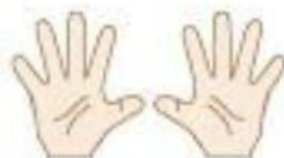
I have _____ tongue.

I have _____ head.



I have _____ toes.

I have _____ mouth.



I have _____ fingers.

Body parts crossword

Across

1. a _ _



3. f _ _ t



4. h _ i _



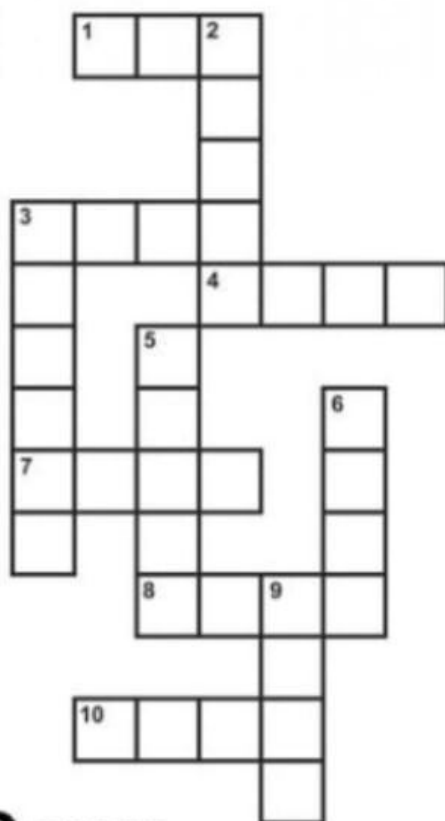
7. e _ _ s



8. h _ _ d



10. e _ r _

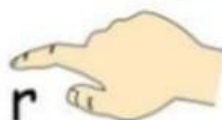


Down

2. m _ _ t _



3. f _ _ g _ r



5. t _ _ th



6. h _ _ d



9. n _ s _



All About Myself

<https://whatistheurl.com>

1. My name is _____
2. I am a _____ (boy / girl).
3. I am _____ years old.
4. I live in _____
5. I study in class _____
6. My mother's name is _____
7. My father's name is _____
8. My school name is _____
9. I love to eat _____
10. My best friend is _____
11. My favourite fruit is _____
12. My favourite vegetable is _____



<https://whatistheurl.com>



My Environment



Love the nature it will love you back, Save the nature, it will save you back, Encourage the children to take care of nature.....Save Earth, Save Environment.

- Plant a sapling and water it every day.
- Keep a bowl of water on the roof for birds.
- Keep a bowl of grains also for birds.
- Don't leave the refrigerator door open as it releases very harmful Chloro Fluoro Carbon gas - Save Environment.
- Don't leave the lights on when you aren't in the room - Save Electricity.
- Turn off the tap when brushing your teeth - Save Water.



ACTIVITY - Click the Picture while watering plant sapling and feeding the birds.

ACTIVITY Save Animals

- With kids hand prints create any 4 different animals/ bird using ivory / A4 sheet as the base paper.



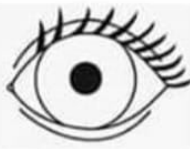
Body parts

Worksheets

Name:

Date:

Unscramble the letters and write the name of the picture.



e e y



a e r



o e n s



m a r



c f a e



i h r a



u t o h m



n a h d



h e t e t



o t f o

Rain cloud craft

Materials required -

Paper plate, cotton balls, glue, blue colour paper raindrops, white card paper, watercolors, thread or yarn (blue), tape.

Instructions -

- Cut a paper plate in half(1/2).
- Apply glue to the paper plate and add cotton balls to cover the plate.
- Draw the raindrops template onto white card paper.
- Colour the raindrops using crayons.
- Cut the raindrops out of the paper and hang from the cloud(plate).
- Use tape to attach one end of a piece of thread / yarn to the back of each raindrop and the other end of the thread / yarn to the back of the paper plate..





English numbers: 1-10



- Riscrivi i numeri in inglese mettendo le lettere nel giusto ordine.

1	NEO	
2	WOT	
3	TREHE	
4	RUFO	
5	VEIF	
6	XIS	
7	VENES	
8	TIGHE	
9	ENNI	
10	NET	

तीन अक्षर वाले शब्दों का अभ्यास करें

न + क + ल =

ह + व + न =

ट + ह + ल =

च + ट + क =

द + ल + न =

अ + ज + य =

प + द + म =

ल + ग + न =

म + ह + ल =

ब + च + त =



अक्षर जोड़े और सब्द बनाएं।

घ + र	=	घर
ब + स	=	
प + र	=	
फ + ल	=	
ह + ल	=	
च + ल	=	
न + ल	=	
ज + ल	=	
द + स	=	
ध + न	=	
प + ढ	=	

Name _____

What Comes Next?



Directions: Write the letter that comes next.

a, b, _____

h, i, _____

p, q, _____

m, n, _____

s, t, _____

b, c, _____

l, m, _____

x, y, _____

q, r, _____

t, u, _____



Name _____

Pot of Gold

Rhyming Words

Directions: Read the words in each pot. Circle the words that rhyme.

ran

let rub
can fan pan
bin man fat dot
ton tan
rut

log

bog hug hog
met dog jog pat
mop smog
bit fog

Ted

bed wed run
hen cat led
red wig
fed tip
rug jot

pit

bug wit hit
bit jet
pen sit lap
run fit bat
mob

Name: _____


Greater than, Less than

Compare two groups of objects. Write $>$, $<$ or $=$ inside the box.



Name: _____

Let's name the body parts!



nose

eye

hair

neck

ear

hand

leg

knee

foot

mouth

arm

stomach

Name: _____ Date: _____

Count and circle the correct number.



6

3


2



4

5


1



8

3

5



1

7

9



3

2

8

NUMBERS FOR COLORING

ONE

1

TWO

2

THREE

3

FOUR

4

FIVE

5

SIX

6

SEVEN

7

EIGHT

8

NINE

9

TEN

10

नाम: _____

तिथि: _____

बिना मात्रा के शब्द

२ अक्षर वाले रिक्त स्थान भरें



न__



फ__



ज__




घ__



ब__

1

ए__



ख__




र__



ह__



व__




ब__



ध__

Missing Letters from the Apple Orchard!

Fill in the missing letters to complete the alphabet chart.



NAME: _____ CLASS: _____ DATE: _____

BODY PART

Circle the correct Body Part

FACE



EYE



NOSE



EAR



HAIR




FARM ANIMALS



CAT


PIG



DOG




RABBIT




SHEEP



HEN



COW



HORSE

a e i o u
a e i o u

Missing Letters

a e i o u
a e i o u



s n



b x



b r d



d g



b g



f s h



c r



m l k



s t r



c t



c m b



b s



k y



b d







b l l

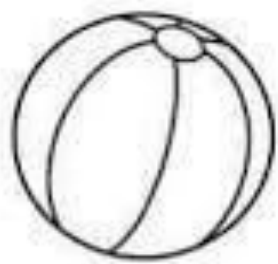

Name: _____



What's My Sound?

Shade the beginning sound of each picture.

	c		s
	m		h
	u		t

	n		f
	a		c
	r		d

	e		a
	d		b
	b		x

	m		r
	b		w
	i		y




Name: _____


Date: _____

Feelings and Emotions

Draw a face to match the emotion.




happy



surprised



sad



angry

Even More About Me



I like to:

A rectangular box with a decorative border made of small squares, resembling a brick pattern.

My favorite game is:

A large rounded rectangular box with a decorative scalloped border.

I'm really good at:

A star-shaped box with a jagged, irregular border. There are four small stars around the box: one at the top left, one at the top right, one at the bottom left, and one at the bottom right. There are also small double lines at the top and bottom points of the star.

My favorite season is:

A rectangular box with a decorative scalloped border.


My dream pet is:

A rectangular box with a torn top edge, showing a pattern of circles inside. There is a small heart in the bottom left corner and double lines in the bottom right corner.

Name _____ Date _____

Ocean Animals

Circle and color all the sea creatures.



squid



starfish



butterfly



shark



mouse



seal



dog



seahorse



octopus


LEARNING IS FUN

let your child roll the clay into different shapes and click the picture of their work (picture given for reference)

NOTE- kindly make your ward to make different object like animals, fruits etc and form one scenery.



Fun with shapes



Trace the shapes of different shaped things available at home like biscuits, blocks, sliced fruits, lids etc.

Make different shapes with the help of clay dough / kneaded dough with the help of tooth picks / match sticks.

Make the scene using different shapes on a3 size sheet like jungle scene, water animal scene, domestic animal etc

LET'S BE CREATIVE THE MORE YOU USE THE MORE YOU HAVE MYSELF

Kindly make your ward to make an album on my self that contain following content
Family tree (with pictures of child & family members) , my favourite fruit , vegetable , colour , cartoon character , musical instrument etc .

Note : Old magazines & newspaper cuttings can be used for the activity .



(picture given is for reference only)



HAPPY
SUMMER
VACATION

