

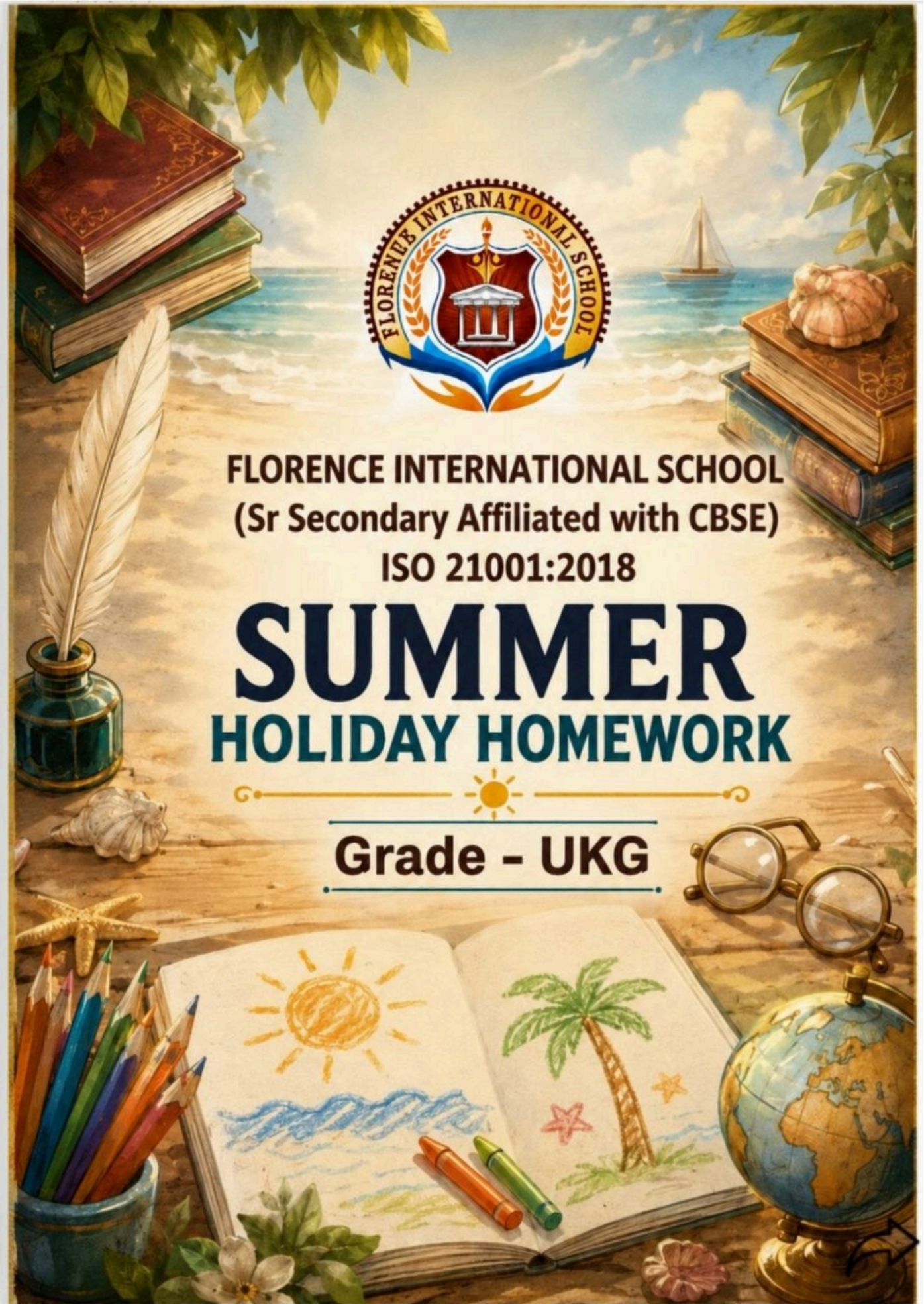


FLORENCE INTERNATIONAL SCHOOL
(Sr Secondary Affiliated with CBSE)
ISO 21001:2018

SUMMER

HOLIDAY HOMEWORK

Grade - UKG



SUMMER

HOLIDAY HOMEWORK

UKG

Guidelines for the Parents:


1. Share stories /incidents of your childhood.



2. Reward your child's efforts even for the smallest one to boost his/ her confidence. Engage them with puzzle games, building blocks and pattern making.



3. Encourage kids to speak small sentences and words in the English language. Allow the child to read age appropriate story books.



4. Take at least two meals together with your child and explain them the importance of food and hard work of the farmers.



5. Cultivate healthy habits avoiding junk foods to the maximum extent. Never deny or ignore a child's feelings.





HOLIDAY

FUN & LEARN!



Let's learn, create and have fun this summer!



1. PHONICS WITH ACTIONS

Create a short video demonstrating phonics with actions.
Record the child in a corner of your home.



2. HOLIDAY HOMEWORK

Complete the assigned tasks on the printed copies of the holiday homework.



3. CRAFT TIME

Assist the child with the craft activities.



4. SUBMIT ON TIME

Submit the completed work according to the specified dates once the school reopens in July.

5. RHYME TIME

Practice rhymes daily, just as we do at school.



6. ENJOY & STAY SAFE!

Enjoy your summer break, stay at home, and drink plenty of water.

STAY HYDRATED!



Enjoy spending time with your family! ♥





English

Holiday Homework

Do these pages in your
practice worksheet part A

Pg - 1,2,3,4,5,6

Pg - 10,11,12,13



SOUND 'a' ACTIVITIES



1 Trace and Write

Write the following words 3 times.

cat

bat

cap

map

fan

_____	_____	_____
-----	-----	-----
_____	_____	_____
-----	-----	-----
_____	_____	_____
-----	-----	-----
_____	_____	_____
-----	-----	-----
_____	_____	_____
-----	-----	-----

2 Match the Picture to the Correct Word



•

•

cat



•

•

cap



•

•

bat



•

•

fan

3 Circle the Correct Word

1. c a t / c e t

2. b a t / b e t

3. m a p / m e p

4. f a n / f e n



4 Color the "a" Words

Color only the words with sound "a".

cat

pen

bat

hen

cap

bed

ENGLISH HOMEWORK

UKG

Name : _____

Class : UKG

Roll No. : _____

Sound 'a' and 'e'

Learn with fun learning activities!
Complete with the help of your parents.




SOUND 'e' ACTIVITIES

1 Trace and Write

Write the following words 3 times.

pen
hen
bed
jet
ten

_____	_____	_____
_____	_____	_____
_____	_____	_____
_____	_____	_____
_____	_____	_____
_____	_____	_____



2 Fill in the Missing Letter

1. p _ n
2. h _ n
3. b _ d

4. t _ n
5. j _ t



3 Tick (✓) the Correct Word



bed	/	bad	<input type="checkbox"/>
hen	/	han	<input type="checkbox"/>
jet	/	jat	<input type="checkbox"/>
pen	/	pan	<input type="checkbox"/>

4 Read Aloud Practice

Read these words aloud with your parents.

Sound "a" : cat, bat, rat, map, cap

Sound "e" : pen, hen, ten, bed, jet





Hindi


Holiday Homework

Do these pages in your
practice worksheet part A

Pg - 14,15,16,17

Shabd Sulekha

pg- 32,33,34,35,36,37,38,39



हिंदी

अवकाश गृहकार्य

कक्षा - UKG

1. चित्रों का मिलान, नाम से कीजिए -



पान
बाल
गाल
नाक
अखबार



कान
आठ
चार
हाथ
सलवार

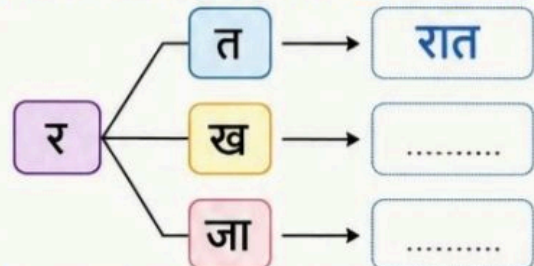
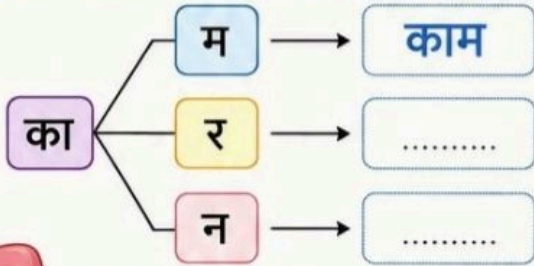
★ 2. चित्रों के नाम वर्ग पहली में खोज कर गोला कीजिए - ★



ता	ला	म	गा
बा	छा	ता	ज
जा	हा	स	र
क	थ	का	न



★ 3. अक्षरों को मिलाकर नए शब्द बनाइए - ★



प्यारे बच्चों! रोज थोड़ा अभ्यास करें, साफ़-सुथरा लिखें और अपना काम समय पर पूरा करें। शुभ अवकाश!



Name: _____

Date: _____

Global Kids
Indian School



7290006591



खाली स्थान भरो

घर

|



(चल/हल)

यह

चख।



(घर/फल)

तक चल।



(शहद/महल)

मत कर।



(सड़क/बहस)

फसल

गई।



(कट/मीटर)

घर

पढ़।



(चलकर/सरकस)

जय

पर चल।



(नल/पथ)

यश

पर चढ़।



(टब/बस)

आम पक गए।



(दस/कट)

अब

चल।



(पल/घर)

सब

कह।



(सच/कप)






Maths

Holiday Homework

Do these pages in your
practice worksheet part A

Pg - 21,22,23,29,30,31



NUMBERS & NUMBER NAMES

LEARN • WRITE • PRACTICE

WRITE THE NUMBER NAMES FOR THE FOLLOWING NUMBERS :

47

50

41

22

24

27

28

30

35

32

33

36

37

42

45

WRITE THE NUMBERS FOR THE FOLLOWING NUMBER NAMES :

Twenty-one

Thirty-two

Forty-seven

Thirty

Twenty-five

Twenty-seven

Forty

Thirty-seven

Twenty-three

Thirty-nine

Twenty-nine

Fifty



1

2

3



WHAT COMES AFTER?

★ Write the number that comes after the given number. ★

1. 49 →

10. 30 →

19. 40 →

2. 24 →

11. 29 →

20. 4 →

3. 37 →

12. 45 →

21. 3 →

4. 17 →

13. 9 →

22. 26 →

5. 35 →

14. 39 →

23. 36 →

6. 5 →

15. 13 →

24. 6 →

7. 7 →

16. 22 →

25. 44 →

8. 10 →

17. 20 →

26. 12 →

9. 25 →

18. 41 →

27. 21 →



1 2 3

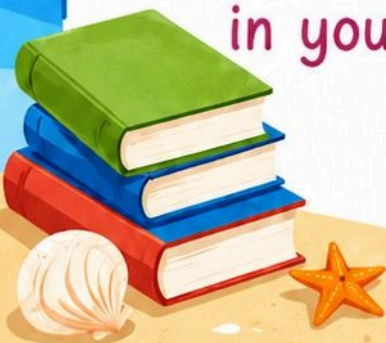


EVS

Holiday Homework

Dear children,
Do the following pages in your
practice worksheet pg- 26,27(Part A)

Paste picture of family members
and write their relation names
in your scrap book.






3. Colour the Body Parts



Colour these pictures neatly:



Face



Hand



Foot



Eye



Ear



4. Fun Activity

Circle the Correct Answer

1. We see with our _____



Eyes /



Ears

2. We smell with our _____



Nose /



Tongue

3. We hear with our _____



Ears /



Hands



5. Paste and Learn

Paste pictures of:



Eyes



Nose



Tongue



Ear



Hand

Then write their names below the pictures.



EVS

HOLIDAY HOMEWORK

Body Parts & Sense Organs

Class – UKG



Dear Kids,

Enjoy your holidays while learning about your

Body Parts and **Sense Organs** through fun activities! 😊

1. Match the Body Parts with Their Names



Eye



Ear



Nose



Mouth



Hand



Foot

2. Write the Sense Organ and Its Work

Sense Organ	What We Do
 Eyes	We see
 Ears	We hear
 Nose	We smell
 Tongue	We taste
 Skin	We feel



Write each organ name 2 times in your notebook.




Craft Work

Holiday Homework



Handwriting practice lines consisting of a solid top line, a dashed middle line, and a solid bottom line, repeated six times.





Activity 1



TABLE MAT MAKING



Let's make a colorful and beautiful table mat to use in our classroom!



1

Take one coloured sheet.



2

Paste cutouts of your favourite vegetable, fruit, colour, cartoon or place on the sheet.



3

Write your name on it.



4

Get it laminated.



Your table mat will be used in the class.
Keep it neat, clean and creative! 😊



ACTIVITY 2

ANIMAL PAPER PLATE MASKS

FUN • CREATIVE • EASY TO MAKE!

Make your favorite animal mask with simple materials and bring your imagination to life!

MATERIALS YOU'LL NEED

- Paper Plates
- Acrylic Paints
- Paintbrushes
- Scissors
- Glue Stick
- Colored Paper / Cardstock (for ears, eyes, etc.)
- Markers or Pens
- Hole Punch (optional)
- Yarn or Elastic String (for wearing)



HOW TO MAKE

1 PREPARE PLATE



Use a paper plate.
Cut out two eye holes.

2 PAINT



Paint the plate with your favorite color.
Let it dry.

3 ADD FEATURES



Use paper to cut ears, nose, mouth, and other features.
Glue them on.

4 ADD DETAILS



Draw or paint details like whiskers, spots, or fur lines.

5 ADD EARS



Glue the ears behind the top of the plate.
Hold until secure.

6 MAKE IT WEARABLE



Punch holes on both sides of the plate.

7 ADD STRING



Tie yarn or elastic string to the holes.
Make sure it fits!

8 YOUR MASK IS READY!



Wear it, play, and have fun!

TRY THESE ANIMALS!



LION



PANDA



FROG



FOX



BEAR

TIP

Use different colors and decorations to create your own unique animal!

FAMILY RHYMES

Let's sing and play with finger puppets!



This is the father,
short and stout-
(Use thumb puppet)



Use
thumb
puppet



This is the mother,
with her children about
(Use index finger puppet)



Use
index finger
puppet



This is the brother,
tall you see.
(Use middle finger puppet)



Use
middle finger
puppet



This is the sister,
with a dally on her knee.
(Use ring finger puppet)



Use
ring finger
puppet



This is the baby,
still to grow
(Use little finger puppet)



Use
little finger
puppet



Here is the family,
all in a row.
(Use whole palm puppets)

Use
whole palm
puppets



MY SELF ACTIVITY

GOOD MORNING!



Make a short video at home and share it with your Class Teacher.



My name is.....



I am year old.



My father name is.....



My mother name is.....



My school name is.....



My class teacher name is.....



My favourite fruit is.....



My favourite colour is.....



Speak Clearly
Be Confident
Be Yourself



This activity helps in building self confidence!



Dear Parents,

Please encourage your children to do this activity. Small steps today, strong confidence tomorrow!



Let's learn, share & grow together!



Heyzine
Flipbooks