

Florence International School
Grade - I
SUMMER VACATION HOLIDAY HOMEWORK
2023-24

<u>Subjects</u>	<u>Holiday homework</u>
English	<p>Objective : To enhance reading ability and to improve vocabulary</p> <ol style="list-style-type: none">1. Read English stories daily. Prepare a dictionary of new words with meanings to enhance your vocabulary.2. Do a page handwriting every day3. Complete page number 15 to 31 in Cursive writing book.4. Last but not the least, always speak in English with your family and friends. <p>Note: Paste all the worksheets in your English Grammar Notebooks.</p>

Flowers for Mom

Beth went to a flower shop to get flowers for her mom. She wanted to pick just the right ones. Beth found five pretty flowers. Two flowers were yellow and three were white.



Where did Beth go?

Who did Beth buy a gift for?

How many white flowers did Beth buy?

My House

My family lives in a house.

Our house is very nice.

It has two bedrooms.


We cook and eat in the kitchen. We watch TV in the living room. My favorite room is my bedroom. I like to read books and do my homework in my bedroom.



1. My family lives in _____.
2. Our house has two _____.
3. We cook and eat in the _____.
4. We watch TV in the _____.
5. My favorite room is _____.
6. I like to _____ and _____
in my bedroom.

Pick the Blend

Choose the correct blend to complete the word.



ed



eep



ub



ag




ock



us



ad



ip



ug



ove

pl	cl	sl	cl	pl
sl	cl	gl	gl	fl



Nouns

A *noun* names a person, place, or thing.

Directions: Look for the underlined noun in each sentence. Tell if the noun is a person, place, or thing.

- | | |
|---|--------------|
| 1. The <u>store</u> is open on Sunday. | <u>place</u> |
| 2. The <u>car</u> was in front of the house. | _____ |
| 3. She was going to catch the <u>ball</u> . | _____ |
| 4. I could not see the <u>boy</u> . | _____ |
| 5. Chips are my favorite <u>snack</u> . | _____ |
| 6. I got two books from the <u>library</u> . | _____ |
| 7. My <u>teacher</u> is very nice to the class. | _____ |
| 8. We saw the last <u>leaf</u> fall. | _____ |
| 9. He left his bag at the <u>school</u> . | _____ |
| 10. The <u>doctor</u> gave me a sucker. | _____ |



What is the weather in this picture? _____

What colour is the bird? _____

How many children are there? _____

Who is hiding in the tree? _____

What picture is on the girl's handbag? _____

Why is the girl holding on to her hat? _____



1. Who is reading a book?

2. What are Vijay and Raju doing?

3. Who is sitting on a branch in the tree?

4. What is Rita doing?

5. Who is painting a picture?



- 1) What is this place?
- 2) Who are playing?
- 3) Name one animal that you can see in the picture?
- 4) List down any 3 nouns that you can see in this picture
 - i.
 - ii.
 - iii.

Make a sentence from the word enjoying



What is the weather in this picture? _____

How many children can you count? _____

What animal can you see? _____

What is the child in the blue hat doing? _____

What colour scarf is the girl on the sled wearing? _____

What is the girl at the bottom left doing and why? _____

Proper vs common nouns

Grade 1 Nouns Worksheet

Write "common" or "proper" next to each noun:

- 1) Rebecca _____
- 2) car _____
- 3) toy _____
- 4) Mr. Higgins _____
- 5) park _____
- 6) California _____
- 7) McDonald's _____
- 8) class _____
- 9) teacher _____
- 10) Central Park _____

*Nouns can be common or proper. A proper noun is the name of a person, place or thing:
The White House, James, Mrs. Johnson.
A common noun represents a person, place or thing, but is not a name:
house, boy, lady.*




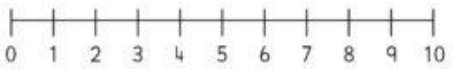
Maths

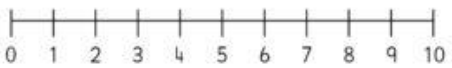
Note: Paste all the work-sheets in the classwork notebook.


☆☆ Number Line Addition ☆☆


Finish the number sentences. Use the number lines to help.


$1 + 8 = \square$ 

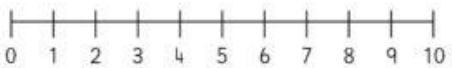
$2 + 5 = \square$ 


$6 + 3 = \square$ 


$5 + 5 = \square$ 

$7 + 2 = \square$ 

$3 + 4 = \square$ 




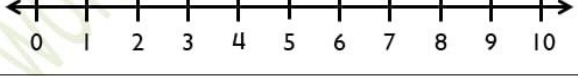


$4 + 2 = \square$ 

$3 + 5 = \square$ 

$8 + 1 = \square$ 

NAME: _____ DATE: _____

Addition on Number Line

$2 + 3 =$ _____	 A horizontal number line with arrows at both ends, marked with integers from 0 to 10.
$5 + 4 =$ _____	 A horizontal number line with arrows at both ends, marked with integers from 0 to 10.
$6 + 2 =$ _____	 A horizontal number line with arrows at both ends, marked with integers from 0 to 10.
$7 + 3 =$ _____	 A horizontal number line with arrows at both ends, marked with integers from 0 to 10.
$4 + 4 =$ _____	 A horizontal number line with arrows at both ends, marked with integers from 0 to 10.
$6 + 3 =$ _____	 A horizontal number line with arrows at both ends, marked with integers from 0 to 10.

Arrange following numbers in the ascending order.

4	0	7	5	2

9	19	11	16	13

23	21	27	24	20



Story Problems - Addition



1. There are 5 lions in the jungle. There are 4 lions in the grassland. How many lions are there in all?



$$\boxed{} + \boxed{} = \boxed{}$$

2. There were 3 elephants. 4 more elephants joined them. How many elephants are there in all?



$$\boxed{} + \boxed{} = \boxed{}$$



3. Teacher Justin ate 3 slices of pizza. Teacher John ate 5 Slices of pizza. How many slices did they eat in all?





$$\boxed{} + \boxed{} = \boxed{}$$

Word Problems



- 1) Tom has 3 yellow pencils and 2 red pencils. How many pencils does he have?


$$\square + \square = \square$$

- 2) There are 4 roses and 2 sunflowers in my garden. How many flowers are there in all?


$$\square + \square = \square$$

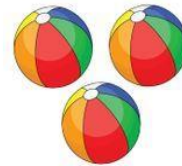
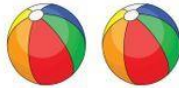


- 3) 5 boys were playing in the playground. 3 girls also join in. How many kids are there?


$$\square + \square = \square$$

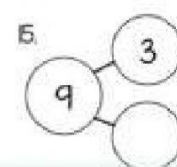
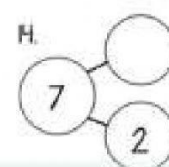
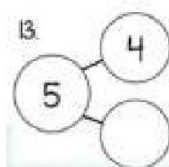
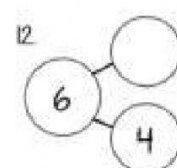
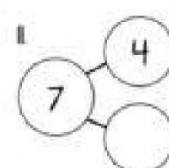
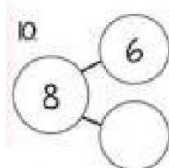
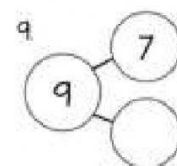
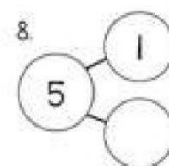
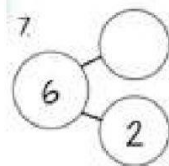
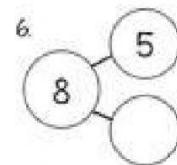
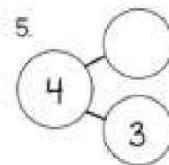
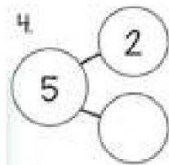
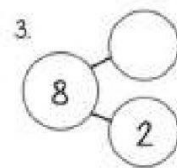
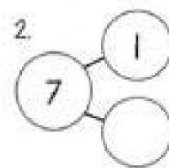
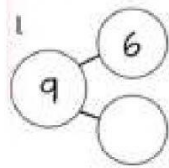
NAME: _____ CLASS: _____ DATE: _____

MORE & LESS

Circle the Group which has More number of objects



COMBINATION OF NUMBERS



Name _____ Date _____

Add the numbers.

$$\begin{array}{r} 7 \\ + 8 \\ \hline \end{array}$$

$$\begin{array}{r} 9 \\ + 5 \\ \hline \end{array}$$

$$\begin{array}{r} 8 \\ + 3 \\ \hline \end{array}$$

$$\begin{array}{r} 6 \\ + 7 \\ \hline \end{array}$$

$$\begin{array}{r} 2 \\ + 7 \\ \hline \end{array}$$

$$\begin{array}{r} 9 \\ + 9 \\ \hline \end{array}$$

$$\begin{array}{r} 7 \\ + 5 \\ \hline \end{array}$$

$$\begin{array}{r} 8 \\ + 5 \\ \hline \end{array}$$

$$\begin{array}{r} 3 \\ + 3 \\ \hline \end{array}$$

$$\begin{array}{r} 7 \\ + 7 \\ \hline \end{array}$$

$$\begin{array}{r} 8 \\ + 4 \\ \hline \end{array}$$

$$\begin{array}{r} 4 \\ + 9 \\ \hline \end{array}$$

$$\begin{array}{r} 6 \\ + 5 \\ \hline \end{array}$$

$$\begin{array}{r} 7 \\ + 3 \\ \hline \end{array}$$

$$\begin{array}{r} 8 \\ + 6 \\ \hline \end{array}$$

$$\begin{array}{r} 7 \\ + 9 \\ \hline \end{array}$$

Addition up to 20

Kindergarten Addition Worksheet

Add the two numbers.

1) $6 + 5 =$

7) $2 + 7 =$

2) $6 + 6 =$

8) $5 + 8 =$

3) $8 + 5 =$

9) $2 + 9 =$

4) $3 + 6 =$

10) $4 + 1 =$

5) $2 + 4 =$

11) $6 + 2 =$

6) $6 + 8 =$











12) $4 + 6 =$

Reading & Math for K-5

www.k5learning.com

Match Pictures to Numbers Have Fun!

									
1st	2nd	3rd	4th	5th	6th	7th	8th	9th	10th

 <input type="text"/>	 <input type="text"/>	 <input type="text"/>	 <input type="text"/>
 <input type="text"/>	 <input type="text"/>	 <input type="text"/>	 <input type="text"/>
 <input type="text"/>	 <input type="text"/>		



I am _____.

Grade _____.



Name: _____

Before or After?

Directions: Look at the numbers below. Write the number that comes before, or after, each number shown.

____ 4

____ 9

____ 5

7 ____

2 ____

8 ____

11 ____


____ 17

13 ____


____ 18

10 ____

____ 20

____ 14 ____


____ 16 ____


____ 12 ____


____ 19 ____


Write the numbers in words.

1

11

2

12

3

13

4

14

5

15

6

16

7

17

8

18

9

19

10

20

Arrange the numbers in descending order-

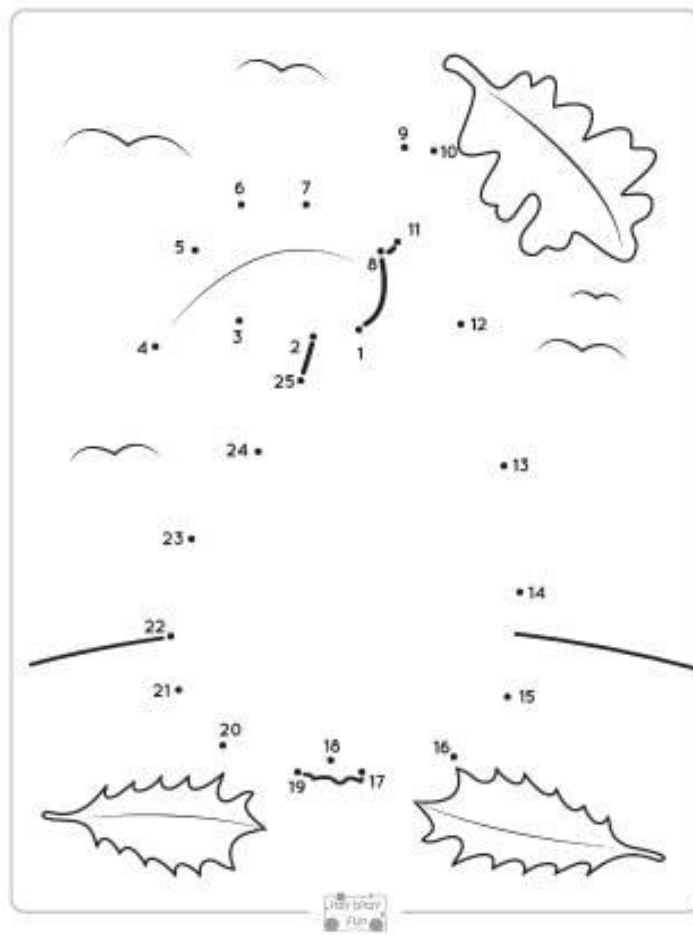
Big -----small

7	5	8	2	3

23	10	34	42	50

15	12	18	16	13

26	44	39	12	21



Name: _____

More or Less?

Circle the group that has more.



Circle the group that has less.



Circle the group that has more.



Circle the group that has less.



Single digit addition (vertical)

Kindergarten Addition Worksheet

Add the two numbers.

$$\begin{array}{r} 2 \\ + 9 \\ \hline \end{array}$$

$$\begin{array}{r} 6 \\ + 2 \\ \hline \end{array}$$

$$\begin{array}{r} 2 \\ + 5 \\ \hline \end{array}$$

$$\begin{array}{r} 5 \\ + 5 \\ \hline \end{array}$$

$$\begin{array}{r} 6 \\ + 4 \\ \hline \end{array}$$

$$\begin{array}{r} 5 \\ + 4 \\ \hline \end{array}$$

$$\begin{array}{r} 4 \\ + 7 \\ \hline \end{array}$$

$$\begin{array}{r} 3 \\ + 2 \\ \hline \end{array}$$

$$\begin{array}{r} 1 \\ + 8 \\ \hline \end{array}$$

$$\begin{array}{r} 3 \\ + 8 \\ \hline \end{array}$$

$$\begin{array}{r} 1 \\ + 4 \\ \hline \end{array}$$

$$\begin{array}{r} 7 \\ + 3 \\ \hline \end{array}$$

$$\begin{array}{r} 5 \\ + 3 \\ \hline \end{array}$$

$$\begin{array}{r} 5 \\ + 7 \\ \hline \end{array}$$

$$\begin{array}{r} 7 \\ + 9 \\ \hline \end{array}$$



$$\begin{array}{r} 6 \\ + 3 \\ \hline \end{array}$$

Maths

Keep Revising

1. Pre-number concepts
2. Numbers up to 20
3. Addition up to 20
4. Table - 2, 3, 4, and 5

Hindi	<p>Note : Paste all the work-sheets in the classwork notebook.</p> <p>... ..</p>
Hindi	<p>Keep Revising</p> <ol style="list-style-type: none"> 1. आ की मात्रा, इ की मात्रा, ई की मात्रा, उ की मात्रा 2. Read pg no.17,20,24,24,27,28,31,33,34 <p>Hindi Grammar</p> <ol style="list-style-type: none"> 1. Ch- 1 to ch -5 (Reading) 2. Do pg no. 17,23 and 25 (Activity) <p>Daily do one page Hindi reading and writing.</p>
Computer	<ol style="list-style-type: none"> 1-Draw parts of computer 2-Paste & write places where computers are used <p>(A4 sheet)</p> <ol style="list-style-type: none"> 3- Revise ch 1 & 2
EVS	<p>“A healthy mind lives in a healthy body”.</p> <ol style="list-style-type: none"> 1. Go for Nature walk every Morning or Evening with your family and write four -five sentences on an A4 size colour sheet about the most enjoyable moment. You may paste a picture. 2. Collect 5 leaves of different shapes and sizes and paste them in an A4 size sheet. <p>You all must be slurping and thinking of all the yummy food to eat this summer. Make a list of 5 such things. Draw and decorate a picture of each. Write two lines about your favourite food.</p> <p>Eg:- I like Ice-Cream ...</p>

	 <p>The web world</p> <p>When you hear winter and summer, what are the words that come to your mind? Write these words in the bubbles.</p>
Father's Day	 <p>Happy FATHER'S Day</p> <p>"Let's take the time to say "Thanks, Dad. I'm glad you're mine. You are my 'Super Hero'."</p>
Art	<p>Holiday home work in Aesthetics art & activity page number 28,29,31,33</p>