

FLORENCE INTERNATIONAL SCHOOL

Summer Vacation Assignment (2020-21)

Class-NURSERY

Theme- COVID-19#Alert Today Winner Tomorrow#

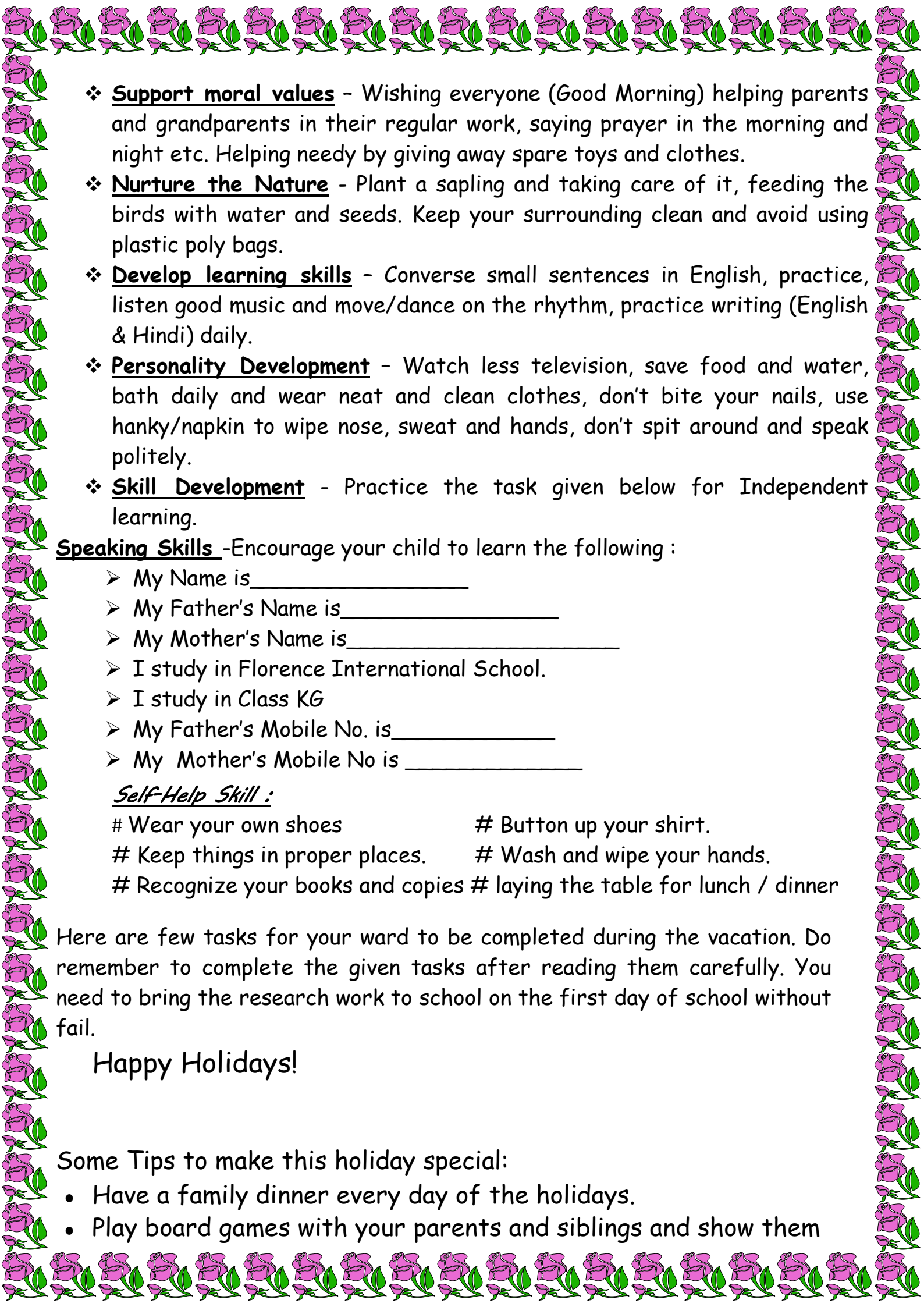


Summer Vacation is probably the best time of the year for you all; it's time for loads of ice cream, time to stay at home and have a good time with your loved ones and getting pampered to no end and of course bonding with cousins virtually. School is fun too, with learning happening always, summer vacation can also be a time for learning with lots of activities around.

Dear Parents,

The following tips would help your child spend these holidays in a learning way.

- ❖ Inculcate healthy habits i.e. getting early in the morning, brushing teeth twice a day, washing hands, drinking lots of water and eating lots of fruits. Practice yoga and also simple breathing exercises

- 
- ❖ **Support moral values** - Wishing everyone (Good Morning) helping parents and grandparents in their regular work, saying prayer in the morning and night etc. Helping needy by giving away spare toys and clothes.
 - ❖ **Nurture the Nature** - Plant a sapling and taking care of it, feeding the birds with water and seeds. Keep your surrounding clean and avoid using plastic poly bags.
 - ❖ **Develop learning skills** - Converse small sentences in English, practice, listen good music and move/dance on the rhythm, practice writing (English & Hindi) daily.
 - ❖ **Personality Development** - Watch less television, save food and water, bath daily and wear neat and clean clothes, don't bite your nails, use hanky/napkin to wipe nose, sweat and hands, don't spit around and speak politely.
 - ❖ **Skill Development** - Practice the task given below for Independent learning.

Speaking Skills -Encourage your child to learn the following :

- My Name is _____
- My Father's Name is _____
- My Mother's Name is _____
- I study in Florence International School.
- I study in Class KG
- My Father's Mobile No. is _____
- My Mother's Mobile No is _____

Self-Help Skill :

- # Wear your own shoes
- # Button up your shirt.
- # Keep things in proper places.
- # Wash and wipe your hands.
- # Recognize your books and copies
- # laying the table for lunch / dinner

Here are few tasks for your ward to be completed during the vacation. Do remember to complete the given tasks after reading them carefully. You need to bring the research work to school on the first day of school without fail.

Happy Holidays!

Some Tips to make this holiday special:

- Have a family dinner every day of the holidays.
- Play board games with your parents and siblings and show them

A decorative border of pink roses with green leaves surrounds the text. The roses are arranged in a repeating pattern along the top, bottom, and sides of the page.

who is the smartest.

- Be independent and learn to do some works on your own.
- Spend some quality time with an elderly person in the family.
- Connect with all your cousins and friends virtually.

EXPERIENTIAL LEARNING

Make a Table Mat with student name and photograph in the center and decorate it with vegetable printing
Laminate and label it properly so that child can use during lunch period in class.

ACADEMIC LEARNING

ENGLISH :

Oral : # Recognize and learn letters L,I,T,H (with pictures)

Memorize A to Z

#Learn Rhymes

Head, Shoulder ,Knees and Toes

https://www.youtube.com/watch?v=YBJ_-MyV2rU

If you happy and you know it

<https://www.youtube.com/watch?v=halLxsxCZbk>

Five little monkeys

<https://www.youtube.com/watch?v=LrM62pv56o0>

Written: Practice Writing in four line thin English Notebook (1 page each)

Standing Line # Sleeping line # letters: L,T, H, I

Next .Tots Book No- 3 (pages-11,12,17,18)

Next .Tots Book No- 4 (pages-5 and 7)

Next .Tots Book N0-5 (pages-24 and 25)

ACTIVITY TIME

Make a Flash card related to the First letter of your ward's name with pictures(related to letter) on A4 size pastel sheet.

हिन्दी:

मौखिक : #अ से अ: बोलकर याद करें व चित्रों की पहचान करें

आलूबोलामुझको खालो |

<https://www.youtube.com/watch?v=1mJ7MNIHwdl>

एकमोटाहाथी

<https://www.youtube.com/watch?v=a4M9mbppHr0>

दोचूहे थे ,मोटे -मोटेथेछोटेछोटेथे

https://www.youtube.com/watch?v=HQm_exoAsfc

MATHS:

Oral :# Learn and recognize number 1 to 10

Written : # Do the practice of Number 1,4 and 7 in notebook.(1 pages each)

Next.Tots Book No -1(pages-21,22,27 and 28)




Next.Tots Book No- 2(pages-44 and 45)

E.V.S:

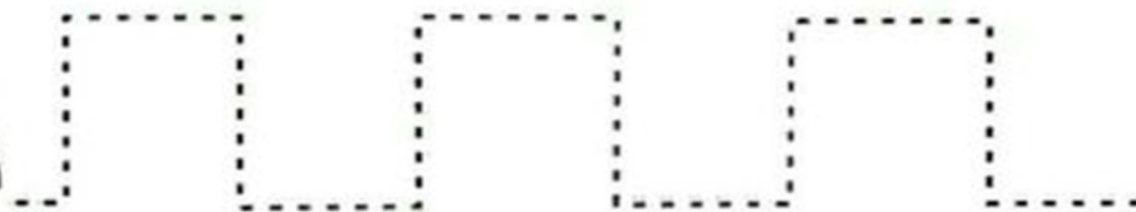
Written :Do the page no (5,6 and 7) in Next .Tots Book No -1

My Five Senses

Match the pictures to the correct senses .




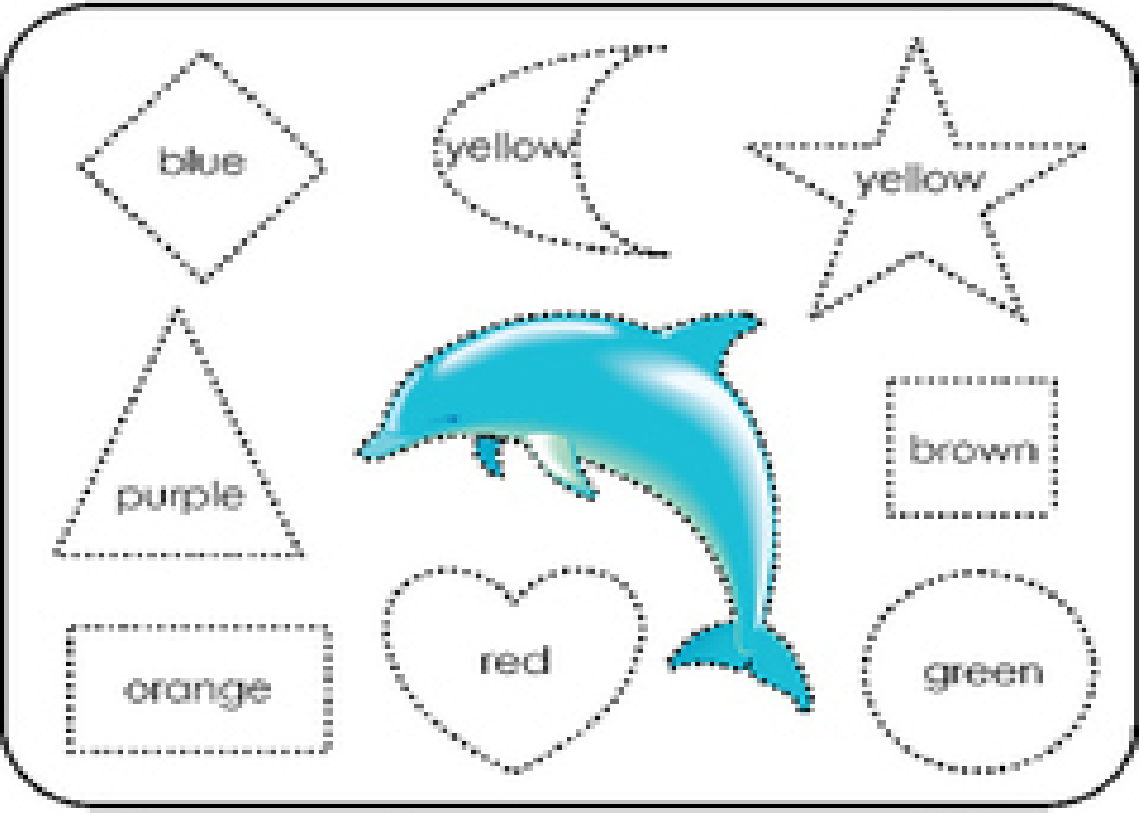

Trace the Pattern with pencil only



Colour big animal with red and small animal with yellow

Colour, cut and paste







FEEDBACK FORM

(To be filled in by parent and student after discussion with each other)

1. The Holiday Homework was:
a)Lengthy b)Short c)Appropriate
2. The time given to complete the assignment was:
a)Appropriate b)Too less c) Too much
3. The information required was:
a)Easily available b) Difficult to find
4. Did your child enjoy doing the Homework? If 'Yes', why and if 'No' why not?

5. The most interesting part of the homework was

6. While doing the homework, I learnt.....

7. What other activities did you do with your child during holidays?

-- To be submitted to the Class Teacher—



STAY
home
STAY
safe