

FLORENCE INTERNATIONAL SCHOOL

WINTER VACATION ASSIGNMENT (2020-2021)

KG

Theme - "Looking for a brighter tomorrow"

"Together we can, together we will bring a change"



General Instructions:

- ★ Revise all the work done till date in all the subjects.
- ★ Do the given activity work on A4 size sheets, subject-wise and keep it in separate folders.
- ★ Remember to write your Name, Class and Section.

ACADEMIC LEARNING

MATHS

Learn and write:

1. Counting from 101 to 150.
2. Ordinal Numbers 1 to 10.
3. Number Name from 11 to 20

2nd Grade Math
Counting

Count from 100 to 150 by filling in the missing numbers in the balloons below!

Start here!

100	101			104	105	
	108		110			114
	116			119		121
	124	125			128	
131	132			135	136	
	140			143		145
	148					


Excellent!

Copyright 2010-2011 Education.com
Created by: education.com
www.education.com/worksheets

Q2. Learn and write Ordinal numbers.

1st
2nd
3rd
4th
5th
6th
7th
8th
9th
10th

First
Second
Third
Fourth
Fifth
Sixth
Seventh
Eighth
Ninth
Tenth



ENGLISH

ORAL:

THIS IS- THESE ARE

REMEMBER!!!!

This is →

These are →

This is a flower

These are bananas

These are dogs

This is a house

These are flowers

This is a pencil

This is a dog

These are houses

This is a kite

These are pencils

These are kites

This is a banana



WRITTEN:

<https://whatistheurl.com>

Articles

Q. Fill in the blanks with correct articles.

A

An

1.  ____ pot.

7.  ____ note.

2.  ____ gun.

8.  ____ cup.

3.  ____ elf.

9.  ____ donut.

4.  ____ ant.

10.  ____ can.

5.  ____ pan.

11.  ____ cap.

6.  ____ nose.

12.  ____ kite.

<https://whatistheurl.com>

Please visit our site for worksheets and charts. <https://whatistheurl.com/>

HINDI

ORAL:

1. स्वर और व्यंजन याद करो

‘छोटी ई’, ‘बड़ी ई’ की मात्रा वाले शब्द लिखिए, याद करिये



इ, ई की मात्राएँ (i, i)

चित्रों के नीचे सही शब्द छाँटकर लिखिए।



Blank lines for writing the word.



Blank lines for writing the word.



Blank lines for writing the word.




Blank lines for writing the word.



Blank lines for writing the word.



Blank lines for writing the word.



Blank lines for writing the word.



Blank lines for writing the word.



Blank lines for writing the word.

रानी

परी

डाकिया

जिराफ

लीची

सियार

लकड़ी

तकिया

खीरा

EVS

Read and complete this. First one has been done for you.

Circle the correct color.

	red <u>yellow</u> green
	blue yellow pink
	red blue green
	red purple white
	red orange blue
	blue orange pink
	white blue red
	purple blue red


Learn the names of the days of the Week and write it in the Notebook also.



Monday



Tuesday



Wednesday



Thursday



Friday



Saturday



Sunday

Experiential Learning

Kindly help your ward in doing these activities :

Make a beautiful pen stand/Wall hanging using waste material.



2. Converse in English. Encourage our students to speak small sentences in English.

Eg. I am hungry/thirsty. I am playing/reading, watching TV etc.

3. Paste the pictures of National Symbol & National Festival of India in your Scrap book.