

Name- _____

Summer Vacation is probably the best time of the year for you all; it's time for loads of ice cream, time to stay at home and have a good time with your loved ones and getting pampered to no end and of course bonding with cousins virtually. School is fun too, with learning happening always, summer vacation can also be a time for learning with lots of activities around.

Dear Parents,

The following tips would help your child spend these holidays in a learning way.

- ❖ **Inculcate healthy habits** i.e. getting early in the morning, brushing teeth twice a day, washing hands, drinking lots of water and eating lots of fruits.
- ❖ **Support moral values** - Wishing everyone (Good Morning) helping parents and grandparents in their regular work, saying prayer in the morning and night etc. Helping needy by giving away spare toys and clothes.
- ❖ **Nurture the Nature** - Plant a sapling and taking care of it, feeding the birds with water and seeds. Keep your surrounding clean and avoid using plastic poly bags.
- ❖ **Develop learning skills** - Converse small sentences in English, practice, listen good music and move/dance on the rhythm, practice writing (English & Hindi) daily.
- ❖ **Personality Development** - Watch less television, save food and water, bath daily and wear neat and clean clothes, don't bite your nails, use hanky/napkin to wipe nose, sweat and hands, don't spit around and speak politely.
- ❖ **Skill Development** - Practice the task given below for Independent learning.

Speaking Skills -Encourage your child to learn the following :

- My Name is _____
- My Father's Name is _____
- My Mother's Name is _____
- I study in Florence International School.
- I study in Class KG
- My Father's Mobile No. is _____

➤ My Mother's Mobile No is _____

Self-Help Skill :

- # Wear your own shoes
- # Button up your shirt.
- # Keep things in proper places.
- # Wash and wipe your hands.
- # Recognize your books and copies
- # laying the table for lunch / dinner

Here are few tasks for your ward to be completed during the vacation. Do remember to complete the given tasks after reading them carefully. You need to bring the research work to school on the first day of school without fail.

Happy Holidays!

Some Tips to make this holiday special:

- Have a family dinner every day of the holidays.
- Play board games with your parents and siblings and show them who is the smartest.
- Be independent and learn to do some works on your own.
- Spend some quality time with an elderly person in the family.
- Connect with all your cousins and friends virtually.

Some useful tips for summer vacation

Some do's and don'ts during summer vacation:

Do's



- ✓ Drink lots of water.
- ✓ Wear light cotton clothes. Have plenty of seasonal muskmelon, watermelon, Orange, cucumber, etc.
- ✓ Drink a glass of buttermilk every mealtime.
- ✓ Discover your creativity through worksheets.
- ✓ Study for half an hour to one hour every day.
- ✓ Explore various games
- ✓ Keep yourself and your surroundings clean and hygiene
- ✓ Play indoor games and have a good time with your family members
- ✓ Wash hands frequently using soap for at least 20 seconds

Don'ts:

- ✓ Don't come out of your home.
- ✓ Don't have junk food.
- ✓ Don't watch too much TV.
- ✓ Don't dirty your place of living.
- ✓ Don't go to crowded places, maintain social distance

Summer vacations are eagerly awaited. These days can enrich our lives and give us plenty of memories.

It is the best time for acquiring many new skills and learning good habits.

EXPERIENTIAL LEARNING

Make a table mat and decorate it with vegetable printing.
Laminate and label it properly so that child can use it during lunch break in class.

ACADEMIC LEARNING

ENGLISH :

Oral : Read Aloud

-at family			
	b	a	t
	r	a	t
	m	a	t
	h	a	t
	c	a	t

-ad family			
	d	a	d
	p	a	d
	m	a	d
	b	a	d
	s	a	d

-ag family			
	t	a	g
	w	a	g
	b	a	g
	r	a	g
	g	a	g


-am family			
	j	a	m
	h	a	m
	s	a	m
	y	a	m
	r	a	m

	map		gap
	tap		sap
	nap		cap



Written: In a separate three in one notebook practice : i) Capital A to Z
(ii) Print form of letters a to z
(iii) Do page no:10 & 18 in your Course Book (2)

Match the word with the Picture



Fan
Jar Map Tap
Bag Eat
Saw Mat
Cap Rat
Car Cat
Bat

हिन्दी:





















मौखिक : #अ से अः बोलकर याद करें व चित्रों की पहचान करें

लिखित :

Do page no 67 & 68 in your Course Book (2)

- स्वर (असेअः) तथा व्यंजन (कसेज) का 3 बार अभ्यास करो
-

चित्र के नाम के पहले अक्षर को लिखो
Write the First Letter of the Picture
Indif.com

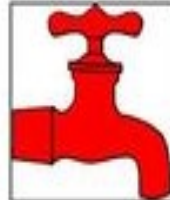
Indif.Com

व्यंजन

चित्रों और वर्णों (स्वर) को मिलाओ और चित्र के नीचे सही वर्ण लिखो :-



ग	च	छ	ख	क
---	---	---	---	---



थ	घ	झ	न	ज
---	---	---	---	---



MATHS:

Written : Practice numbers from 1 to 100

Do page no: 35 & 36 in your Course Book (2)

Name: _____

Numbers to 100

Fill in the missing numbers.

1	2	3		5	6			9	10
	12	13	14	15		17	18	19	
21		23		25	26	27		29	30
	32		34	35		37	38		40
41	42	43	44		46		48	49	50
51			54	55	56	57		59	
	62	63	64		66		68		70
71	72		74	75		77	78	79	
81		83		85	86	87		89	90
91	92		94	95		97	98		100

Name: _____

Before and After

Write the number that comes before and after.

	25	
--	----	--

	83	
--	----	--

	76	
--	----	--

	45	
--	----	--

	15	
--	----	--

	30	
--	----	--

	44	
--	----	--

	24	
--	----	--

	29	
--	----	--

	81	
--	----	--

	65	
--	----	--

	49	
--	----	--

	38	
--	----	--



	97	
--	----	--

	71	
--	----	--

	60	
--	----	--







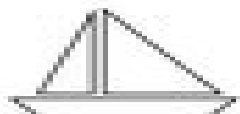
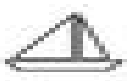
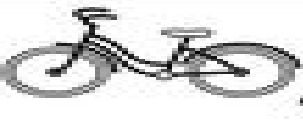





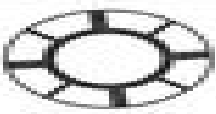

	99	
--	----	--

	88	
--	----	--



Big or Small?

Circle the BIG picture.



			
			
			
			

Planes & Balloons

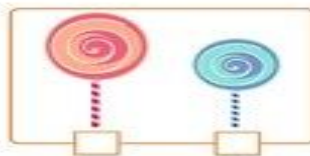
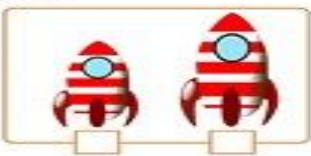
Name:

Tall or Short

Which one is taller?



Which one is shorter?



FEEDBACK FORM

(To be filled in by parent and student after discussion with each other)

1. The Holiday Homework was:
a) Lengthy b) Short c) Appropriate
2. The time given to complete the assignment was:
a) Appropriate b) Too less c) Too much
3. The information required was:
a) Easily available b) Difficult to find
4. Did your child enjoy doing the Homework? If 'Yes', why and if 'No' why not?

5. The most interesting part of the homework was

6. While doing the homework, I learnt.....

7. What other activities did you do with your child during holidays?

-- To be submitted to the Class Teacher --

STAY
home
STAY
safe

