

FLORENCE INTERNATIONAL SCHOOL
Summer Vacation Assignment(2023-24)
GRADE- KG



Summer Vacation is probably the best time of the year for you all; it's time for loads of ice cream, time to stay at home and have a good time with your loved ones and getting pampered to no end and of course bonding with cousins . School is fun too, with learning happening always, summer vacation can also be a time for learning with lots of activities around.

Dear Parents,

The following tips would help your child spend these holidays in a learning way.

- ❖ Inculcate healthy habits i.e. getting early in the morning, brushing teeth twice a day, washing hands, drinking lots of water and eating lots of fruits. Practice yoga and also simple breathing exercises
- ❖ Support moral values - Wishing everyone (Good Morning) helping parents and grandparents in their regular work, saying prayer in the morning and night etc. Helping needy by giving away spare toys and clothes.

- ❖ Nurture the Nature - Plant a sapling and taking care of it, feeding the birds with water and seeds. Keep your surrounding clean and avoid using plastic poly bags.
- ❖ Develop learning skills - Converse small sentences in English, practice, listen good music and move/dance on the rhythm, practice writing (English & Hindi) daily.
- ❖ Personality Development - Watch less television, save food and water, bath daily and wear neat and clean clothes, don't bite your nails, use hanky/napkin to wipe nose, sweat and hands, don't spit around and speak politely.
- ❖ Skill Development - Practice the task given below for Independent learning.

Speaking Skills -Encourage your child to learn the following :

My Name is_____

My Father's Name is _____

My Mother's Name is_____

I study in Florence International School.

I study in KG

My Father's Mobile No. is_____

My Mother's Mobile No is _____

Self-Help Skill :

Wear your own shoes

Button up your shirt.

Keep things in proper places.

Wash and wipe your hands.

Recognize your books and copies # laying the table for lunch / dinner

Here are few tasks for your ward to be completed during the vacation. Do remember to complete the given tasks after reading them carefully. You need to bring the research work to school on the first day of school without fail.

Happy Holidays!

Some Tips to make this holiday special:

- Have a family dinner every day of the holidays.
- Play board games with your parents and siblings and show them who is the smartest.
- Be independent and learn to do some works on your own.
- Spend some quality time with an elderly person in the family.
- Connect with all your cousins and friends virtually.

EXPERIENTIAL LEARNING

Create a booklet on myself and make a family tree chart

ACADEMIC LEARNING

(Parents have to either take the Print outs of the worksheets or they can ask the

English :

.**Oral :** # Learn and Read alphabets and Revise the Sounds

Memorize A to Z

#Learn Rhymes Hey Diddle Diddle and Rain On The Green Grass from Rhymes book.

Written: Write in English Notebook

A to Z (2 pages)

a to z (2 pages)

English cursive book- A,B,C

ACTIVITY TIME

1.) Make a chart of any one Rhyme from a Rhyme book.

Hindi :

1. अ से अ: तक

Oral :2 ितलरीनी और दो चूहा किवता

written

1. अ से अ: तक practice

Maths:

Oral :# Learn and recognize number 1 to 50

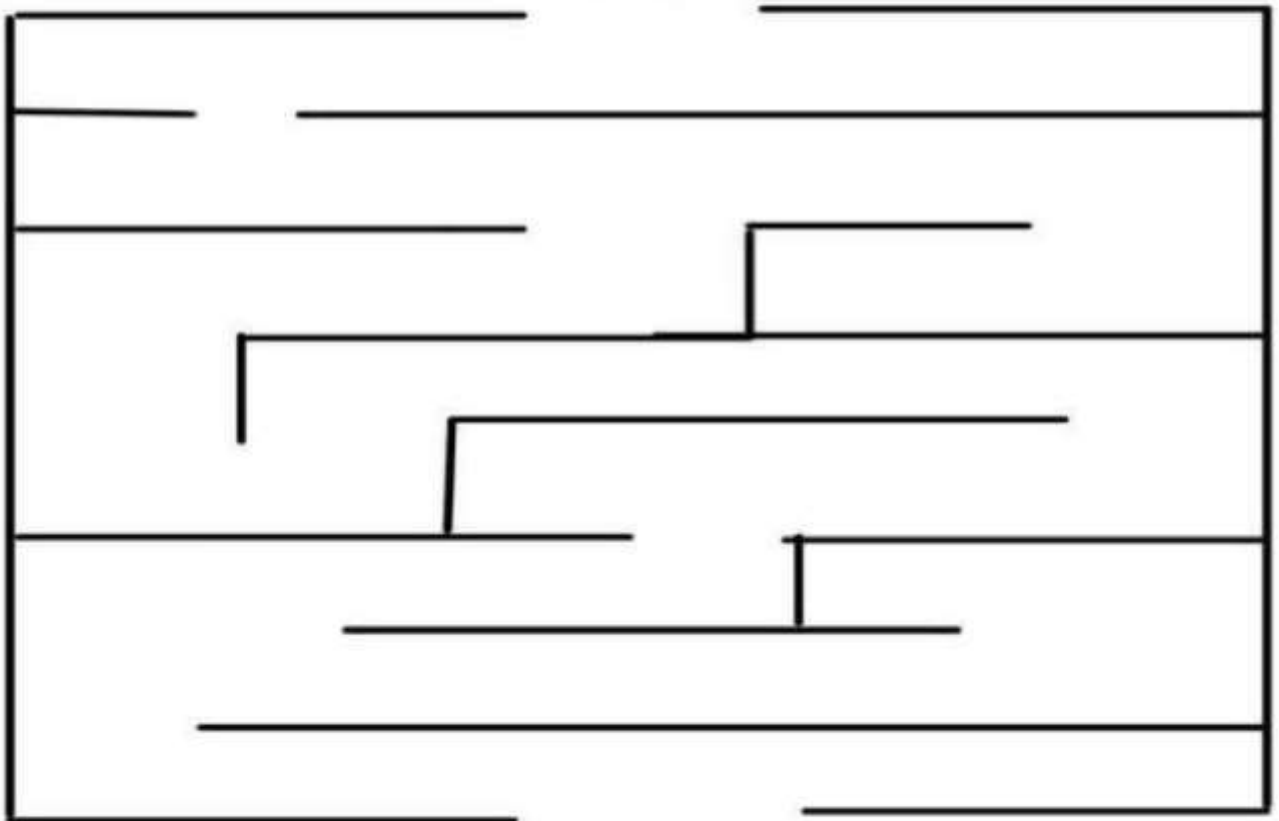
Written :Write Numbers 1 to 50 (2 pages.)

1.) Make a Chart on any one topic -
Big and Small
Short and Tall
Thick and Thin

2.) Create A Table Napkin using concept of shapes.

Fun WorkSheet

Help the dog to reach the Kennel by drawing line:



ENGLISH



Trace the Letters

Name _____

Aa	Bb	Cc	Dd	Ee
Ff	Gg	Hh	Ii	Jj
Kk	Ll	Mm	Nn	
Oo	Pp	Qq	Rr	Ss
Tt	Uu	Vv	Ww	
Xx	Yy	Zz		

Practice Writing Uppercase Letters

A	—	B	—	C	—
D	—	E	—	F	—
G	—	H	—	I	—
J	—	K	—	L	—
M	—	L	—	O	—
P	—	Q	—	R	—
S	—	T	—	U	—
V	—	W	—	X	—
Y	—	Z	—		

Worksheet - Alphabet

Direction: Encircle the small letter for each capital letter on the left .

A

c

a

s

B

d

h

b

C

c

d

s

D

g

d

b

E

e

i

a

F

j

h

f

G

k

h

g

H

b

y

h

I

m

i


n

J

j

p

q

A		A	a	N		N	n
B		B	b	O		O	o
C		C	c	P		P	p
D		D	d	Q		Q	q
E		E	e	R		R	r
F		F	f	S		S	s
G		G	g	T		T	t
H		H	h	U		U	u
I		I	i	V		V	v
J		J	j	W		W	w
K		K	k	X		X	x
L		L	l	Y		Y	y
M		M	m	Z		Z	z

Write the first letter.



___at



___ebra



___pple



___tar



___oo



___rog



___ake



___an



___ish



___emon



___lephant



___uck



___ouse



___est



___abbit

HINDI

देखकर लिखो।

अ

आ

इ

ई

उ

ऊ

ऋ

ए

ऐ

ओ



औ

अं

अः


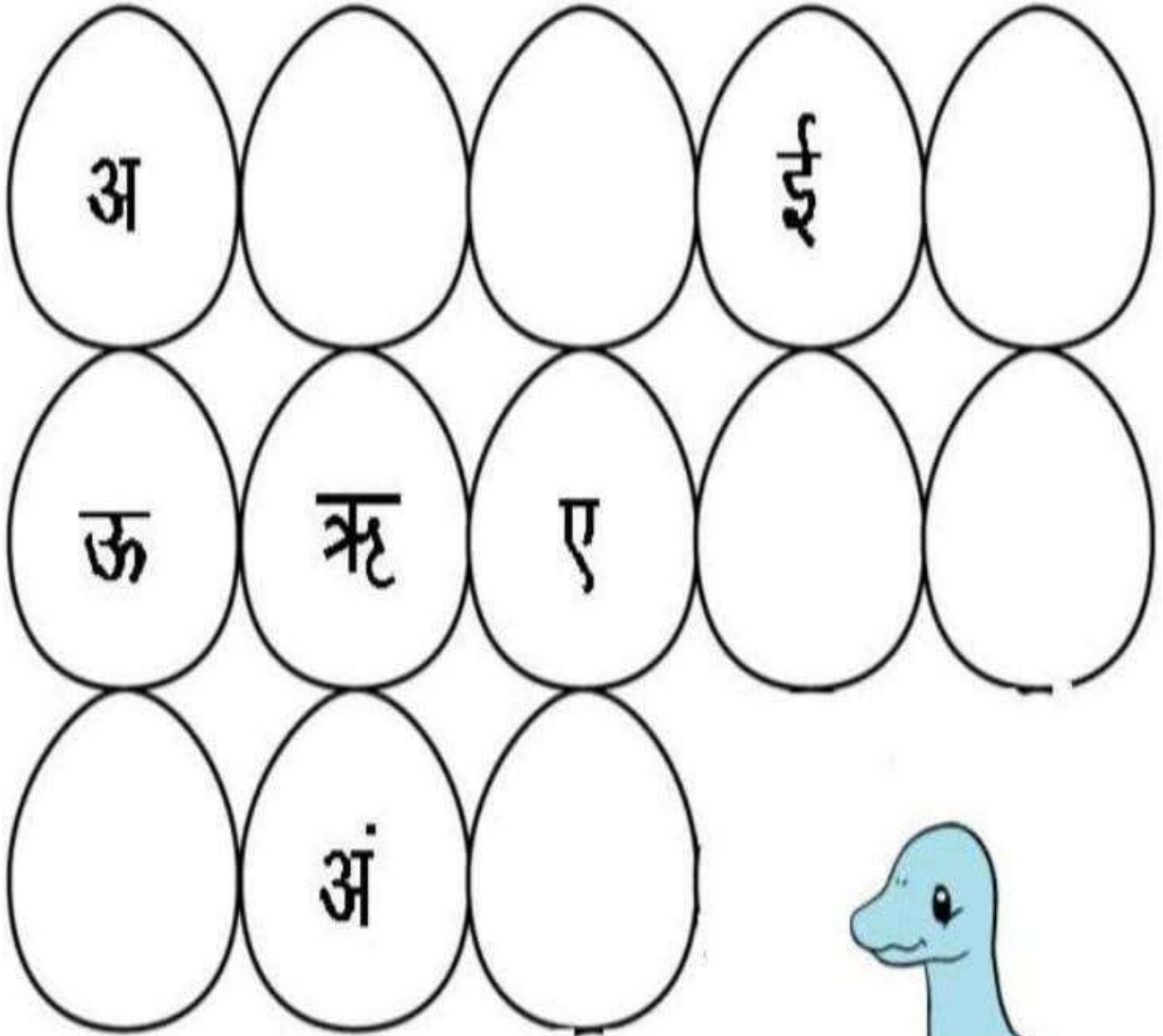
स्वर

नीचे दिए गए खाली स्थानों में 'अ' से 'अं' तक स्वर लिखिए:



स्वरमाला अभ्यास

रिक्त स्थानों को भरकर स्वरमाला पूर्ण कीजिए:



HINDI SWAR MATCHING

अ

आ

इ

ई

उ

ऊ

ऋ

ए

ऐ

ओ

औ

अं

अः



अभ्यास - 1



सही अक्षर पर गोला लगाओ



इ (अ) ए



औ इ ओ



ए उ अ



अं ओ ए



अं औ इ



ए आ ई



अ: ओ ऐ



ऊ ओ इ



ई उ इ



अं ओ ऊ



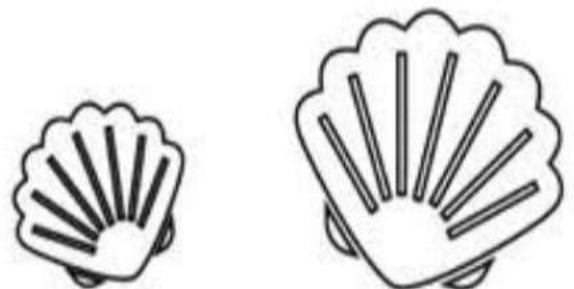


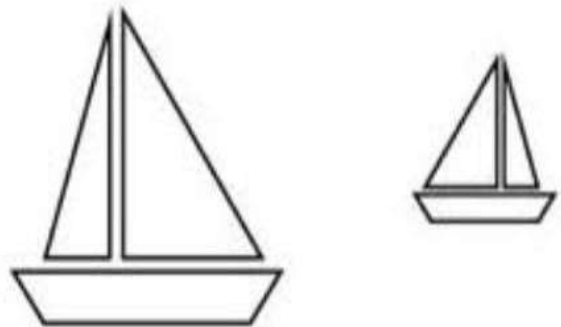
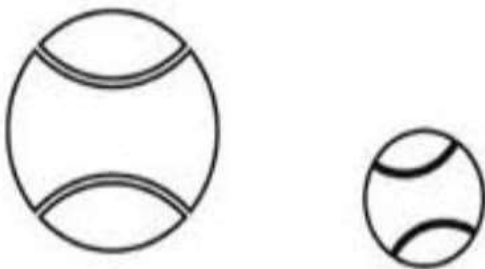

औ ऋ आ



ई उ ऋ

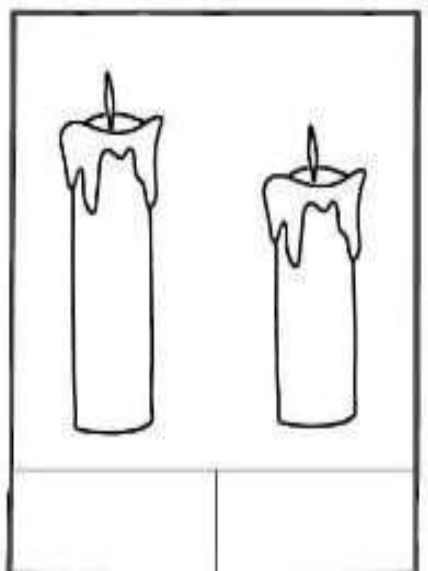
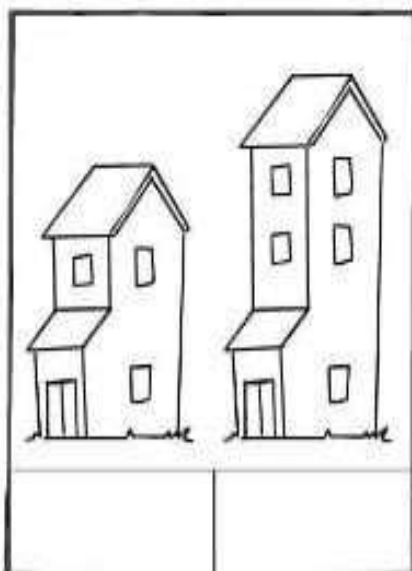
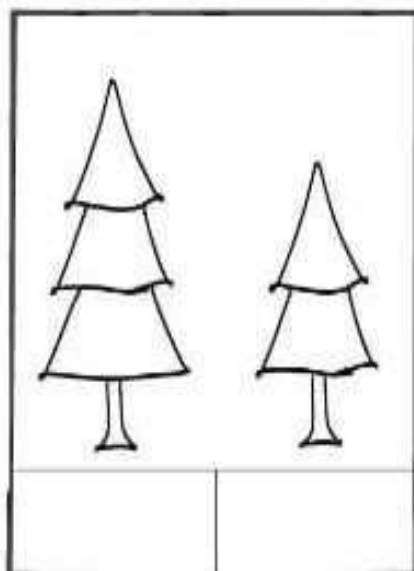
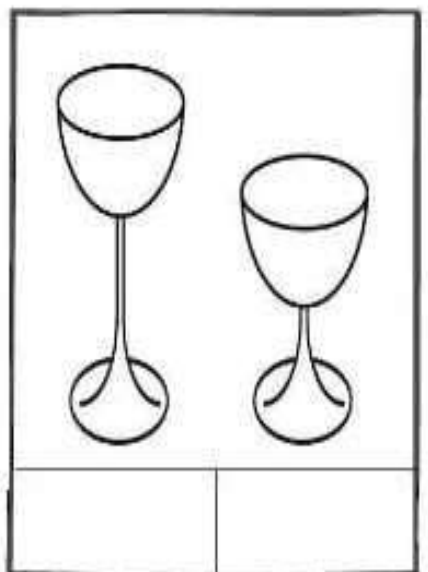
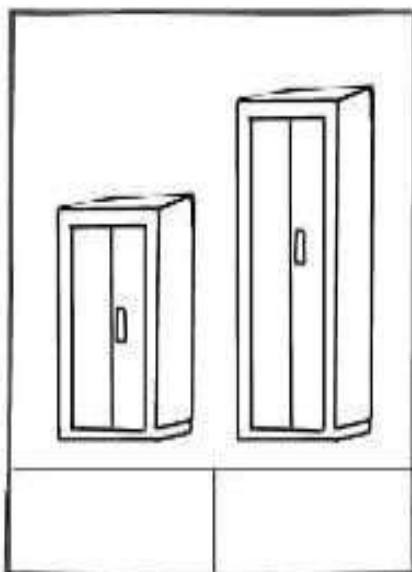

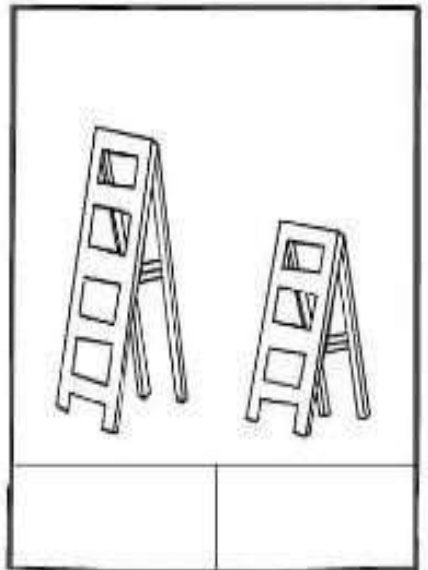

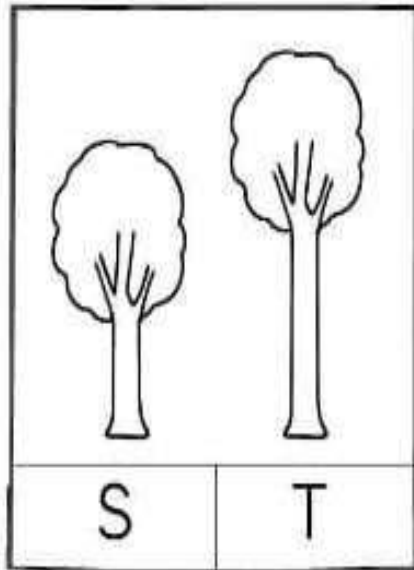
MATHS

Color the big One



Tall or Short

Write T to show tall, and S to show short under each picture.



Thick and Thin

Write Down T for Thick and S for Thin object in a Box

(i)



(j)



(a)



(b)




(c)



(d)



(e)




(f)



(g)



(h)





Write each missing number.

1		3		5			8
9		11		13			16
17		19		21			24
25		27		29			32
33		35		37			40
41		43		45			48
			49	50			

OBJECT COUNTING

Count the objects and write the numbers in the given blocks:



EVS

All About Myself



What is your name ?

My name is _____

How old are you ?

I am _____ years old.



How are you ?

I'm _____

Where are you from ?

I am from _____



Where do you live ?

I live in _____

What school do you go to ?

I go to _____ school.



What fruit do you like ?

I like _____

ACTIVITY TIME

Draw a line to match the objects which go together.



DRAWING

Colour the circle yellow, triangle green, rectangle red and square blue.



Circle



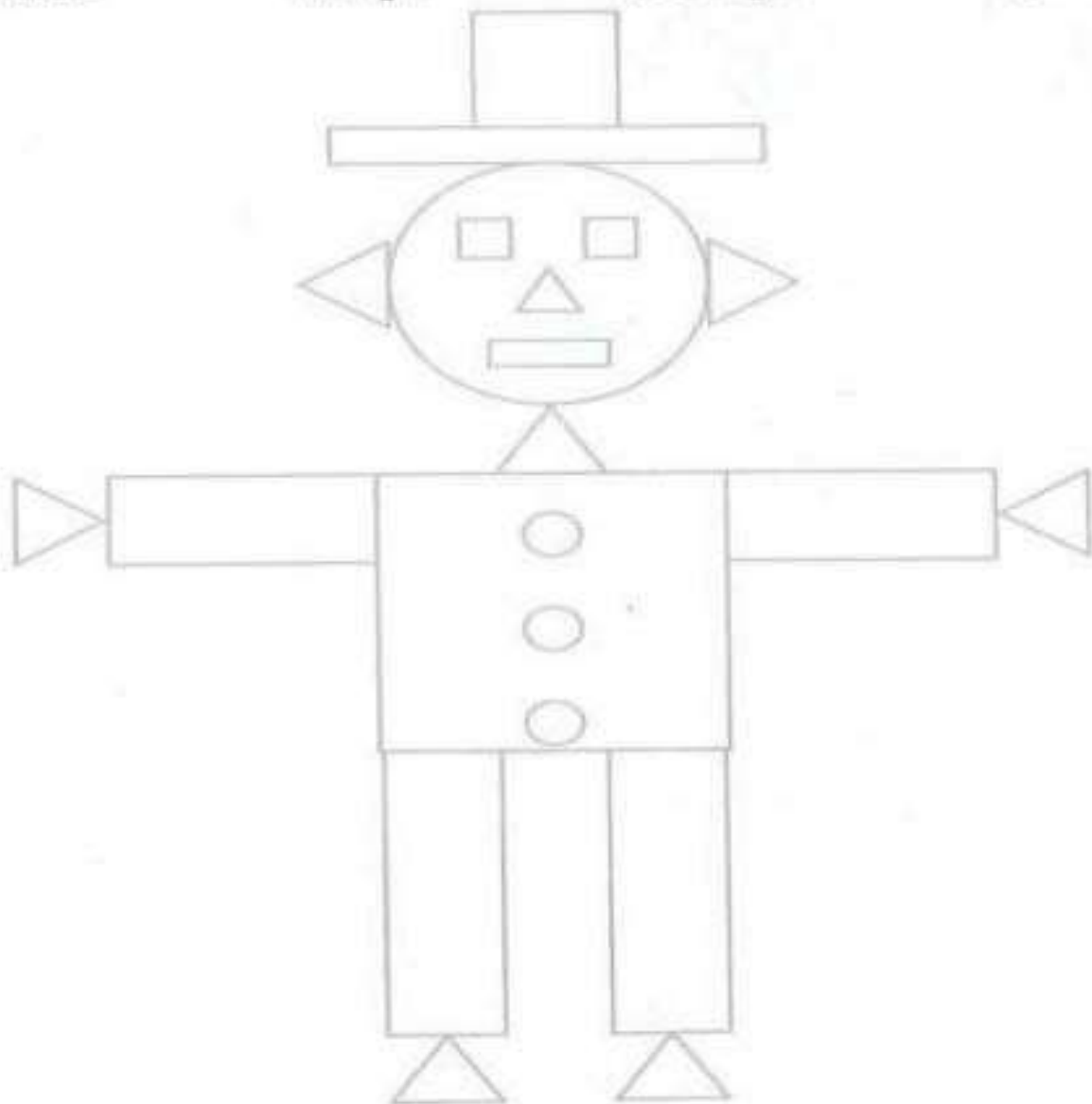
Triangle



Rectangle




Square



Subject-Art

Colour the Rainbow ,paste cotton on the clouds and glitter on Sun:



Fruits

Identify the fruits and colour them with appropriate colour:

