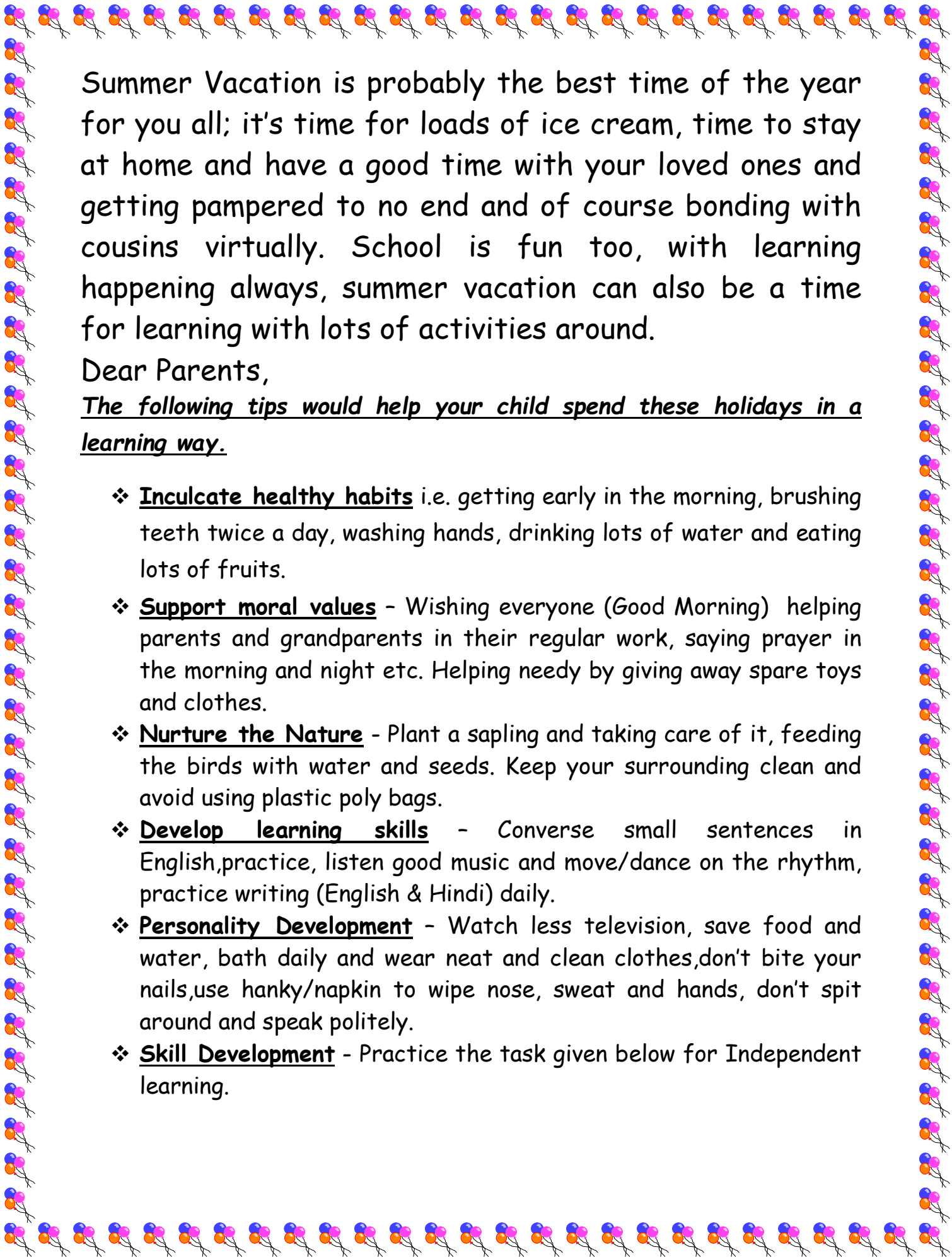


Name- _____

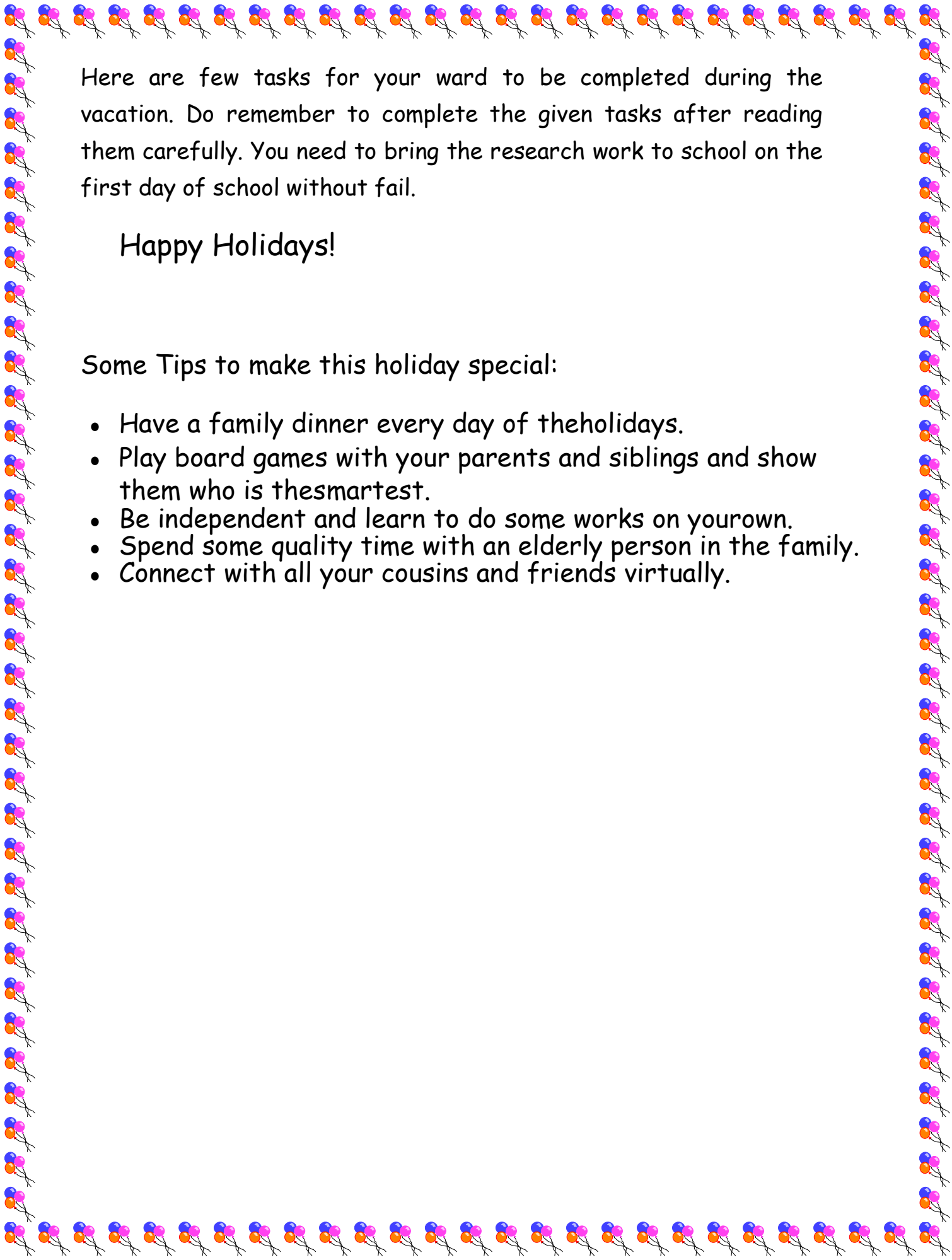


Summer Vacation is probably the best time of the year for you all; it's time for loads of ice cream, time to stay at home and have a good time with your loved ones and getting pampered to no end and of course bonding with cousins virtually. School is fun too, with learning happening always, summer vacation can also be a time for learning with lots of activities around.

Dear Parents,

The following tips would help your child spend these holidays in a learning way.

- ❖ **Inculcate healthy habits** i.e. getting early in the morning, brushing teeth twice a day, washing hands, drinking lots of water and eating lots of fruits.
- ❖ **Support moral values** - Wishing everyone (Good Morning) helping parents and grandparents in their regular work, saying prayer in the morning and night etc. Helping needy by giving away spare toys and clothes.
- ❖ **Nurture the Nature** - Plant a sapling and taking care of it, feeding the birds with water and seeds. Keep your surrounding clean and avoid using plastic poly bags.
- ❖ **Develop learning skills** - Converse small sentences in English, practice, listen good music and move/dance on the rhythm, practice writing (English & Hindi) daily.
- ❖ **Personality Development** - Watch less television, save food and water, bath daily and wear neat and clean clothes, don't bite your nails, use hanky/napkin to wipe nose, sweat and hands, don't spit around and speak politely.
- ❖ **Skill Development** - Practice the task given below for Independent learning.



Here are few tasks for your ward to be completed during the vacation. Do remember to complete the given tasks after reading them carefully. You need to bring the research work to school on the first day of school without fail.

Happy Holidays!

Some Tips to make this holiday special:

- Have a family dinner every day of the holidays.
- Play board games with your parents and siblings and show them who is the smartest.
- Be independent and learn to do some works on your own.
- Spend some quality time with an elderly person in the family.
- Connect with all your cousins and friends virtually.

Some useful tips for summer vacation

Some do's and don'ts during summer vacation:

Do's



- ✓ Drink lots of water.
- ✓ Wear light cotton clothes. Have plenty of seasonal fruits like muskmelon, watermelon, Orange, cucumber, etc.
- ✓ Drink a glass of buttermilk every mealtime.
- ✓ Discover your creativity through Research worksheets.
- ✓ Study for half an hour to one hour everyday.
- ✓ Explore various games
- ✓ Keep yourself and your surroundings clean and hygiene
- ✓ Play indoor games and have a good time with your family members
- ✓ Wash hands frequently using soap for at least 20 seconds

Don'ts:

- ✓ Don't come out of your home.
- ✓ Don't have junk food.
- ✓ Don't watch too much TV.
- ✓ Don't dirty your place of living.
- ✓ Don't go to crowded places, maintain social distance

Summervacationsareeagerlyawaited.Thesedayscanenrichourlivesa
ndgiveusplentyofmemories.

Itisthebesttimeforacquiringmanynewskillsandlearninggoodhabits.
Thisresearchworkhasbeen designed in a way that can enhance
your learning ability. This Research work is aimed to make you a
goodInquirer.Bytheendofthevacationwecanexpectyoutobloominto
aKnowledgeable,Caringand Reflective Inquirer! Be a cooperative,
independent and responsible child during yourvacation.

Activities for Fun

Read an age appropriate book. Draw the characters using Graphic
Organizer. Choose a book from the link and fill the book
report<http://www.magickeys.com/books/>

Task: Watch a movie of your choice from the links given below and
reflect on it .

<https://www.youtube.com/watch?v=nYos9HH3A-0> Turtle's Tale


<https://www.youtube.com/watch?v=DbIn5IECx2o> Alvin and the Chipmunks



Book Report

Title of the book

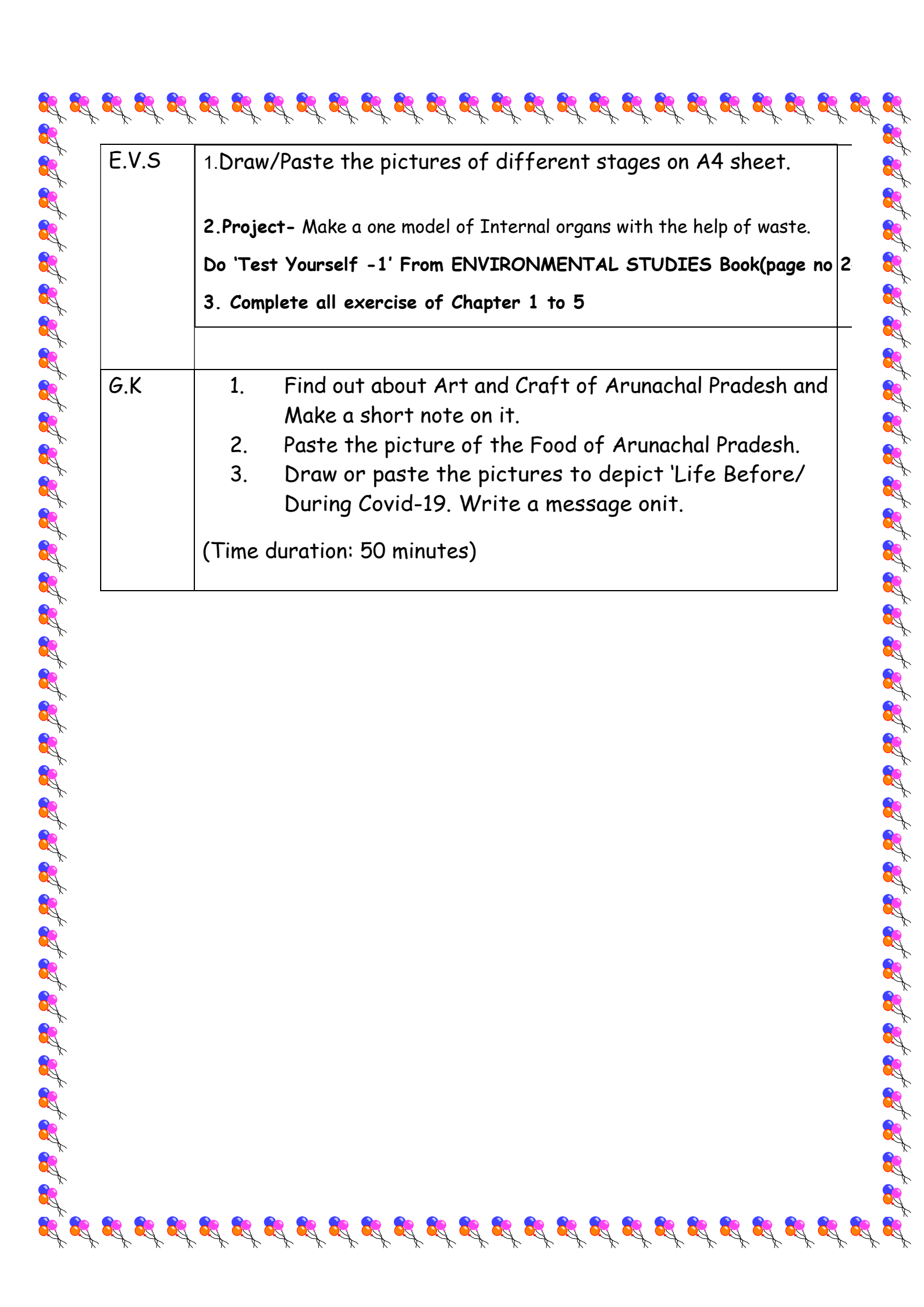
Draw what you liked in the story



Write about any one character of the story:

ACADEMIC LEARNING

English	<ul style="list-style-type: none">➤ Gateway to good handwriting : Write one page to improve your handwriting➤ Learn any one poem on any one of the following topic and prepare it for English Recitation and record and send it to the school mail id. i) Trees ii) Summer iii) Season iv) Birds v) Butterfly.➤ Do the worksheets given <p>Do Page No 80,81 in Grammar Book</p> <p>➤ Complete Exercise of Chapter 1,2,3,4 in Grammar Book.</p>
Hindi	<ol style="list-style-type: none">1. Read 5 stories at least and write the names of any 2 character you liked the most and draw any one character in Scrap Book on White paper.2. Picture Composition: Do the given worksheet.3. Project-2- कोरोना से बचाव पर पांच वाक्य लिखिए और बचाव के तरीके के चित्र भी बनाइये4. Learn Poem (Chapter 1) from book ((Pg no.5)5. Complete Exercise of Chapter 1,2,3 from Hindi Grammar Book
Maths	<ol style="list-style-type: none">1. Project - Make a pocket diary and decorate it, Write tables 2,3 in pocket diary.2. Do the worksheets given3. Complete Exercise of Chapter-1(Pg No 21,22)4. Do Page no 95,97,98 in Book



E.V.S	<p>1. Draw/Paste the pictures of different stages on A4 sheet.</p> <p>2. Project- Make a one model of Internal organs with the help of waste.</p> <p>Do 'Test Yourself -1' From ENVIRONMENTAL STUDIES Book (page no 2)</p> <p>3. Complete all exercise of Chapter 1 to 5</p>
G.K	<ol style="list-style-type: none">1. Find out about Art and Craft of Arunachal Pradesh and Make a short note on it.2. Paste the picture of the Food of Arunachal Pradesh.3. Draw or paste the pictures to depict 'Life Before/ During Covid-19. Write a message on it. <p>(Time duration: 50 minutes)</p>

Assignments:

Circle the correct spelling:

1. singingsinging

2. walk

Walke

3. .walkedwalkd

4. tabel

Table

5. bron

brown

6. aaple

Apple

7. white

whit

8. round

Rond

9. thiknthink

10. asked

Askd

2. Replace the first letter with the given letter to form a new word.

1. Replace cable with 't' table

2. Replace name with 'g' _____

3. Replace bone with 't' _____

4. Replace lane with 'c' _____

3. Write any two naming words begin with each of the given letter:

1. D _____

2. H _____

3. P _____

4. L _____

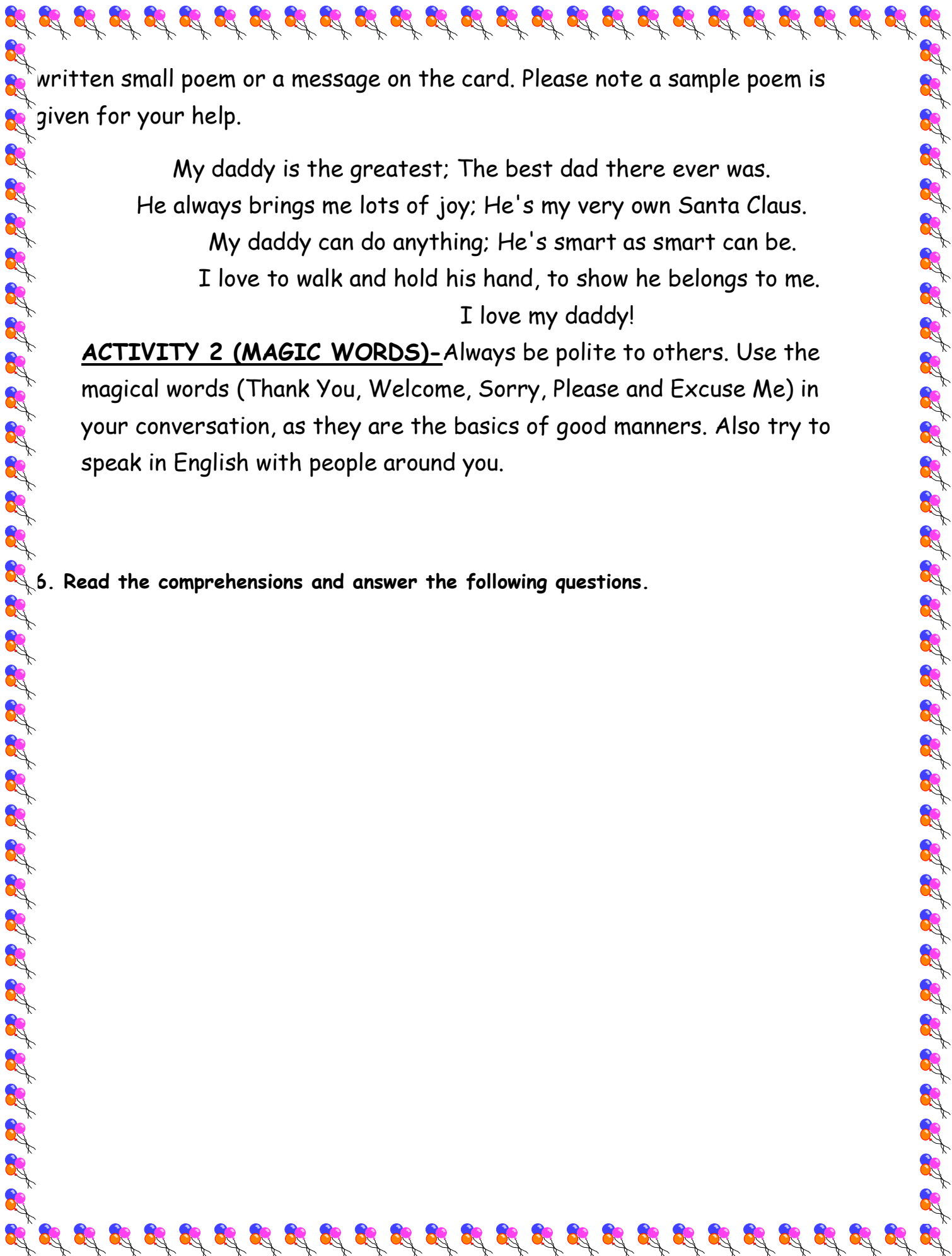
4. Read any one English story book of your choice.

a. Write the name of the story: _____

a. Draw and colour any one character that you liked the most in that story (A4 sheet)

5. Make your vacation fruitful and enriching by taking up the following activities:

ACTIVITY 1-(FATHERS DAY- 16th JUNE)- Father holds an important place in a child's life. Wish your father & express your gratitude. We request mothers to help their wards in making a beautiful card and writing a self-



written small poem or a message on the card. Please note a sample poem is given for your help.

My daddy is the greatest; The best dad there ever was.

He always brings me lots of joy; He's my very own Santa Claus.

My daddy can do anything; He's smart as smart can be.

I love to walk and hold his hand, to show he belongs to me.


I love my daddy!

ACTIVITY 2 (MAGIC WORDS)- Always be polite to others. Use the magical words (Thank You, Welcome, Sorry, Please and Excuse Me) in your conversation, as they are the basics of good manners. Also try to speak in English with people around you.

6. Read the comprehensions and answer the following questions.

The Fox and The Mask

A Fox had by some means got into the store-room of a theatre. Suddenly he observed a face glaring down on him and began to be very frightened, but looking more closely he found it was only a Mask such as actors use to put over their face. "Ah," said the Fox, "you look very fine; it is a pity you have not got any brains."



1. The fox got into the
 - ☐ kitchen
 - ☐ store room
 - ☐ bedroom
 - ☐ bathroom
2. The fox was
 - ☐ brave
 - ☐ frightened
 - ☐ happy
 - ☐ sleepy
3. The meaning of the word "observed" is
 - ☐ Notice something
 - ☐ Eat something
 - ☐ Throw something
 - ☐ Bin something
4. The fox got frightened seeing a
 - ☐ lion
 - ☐ tiger
 - ☐ mask
 - ☐ socks

SUBJECT-EVS

1. Reduce, Reuse, Recycle



Pick the word that best completes the sentence.

1. _____ means to use less of something.
 - a. Reduce
 - b. Recycle

2. To _____ is to use something more than once.
 - a. reduce
 - b. reuse

3. The students toss their papers in the _____ bin instead of the trash can.
 - a. reducing
 - b. recycling

4. Mason sells his toy trucks at a yard sale. His toy trucks will be _____ by someone else.

- a. reused
- b. reduced

5. Sofia shucks corn and composts the husks. She _____ the amount of food that ends up in the landfill.

- a. reduces
- b. reuses

SUBJECT -HINDI

1 .

कार्यपत्रक



पितापरपांचवाक्यलिखिए.

1. _____
2. _____
3. _____

4. _____

5. _____

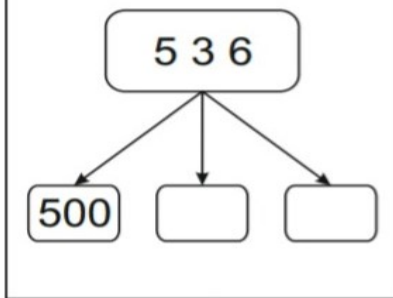
2. बच्चे अपना चित्र चिपका कर अपने बारे में पंक्तियाँ लिखें - (Notebook or Paper)

SUBJECT - MATHS

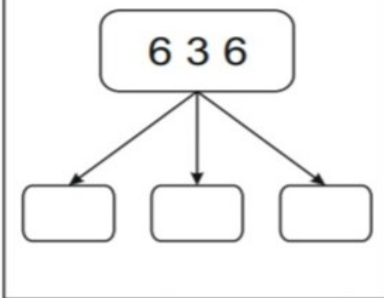
Find my place!

Write the place value of each digit as shown.

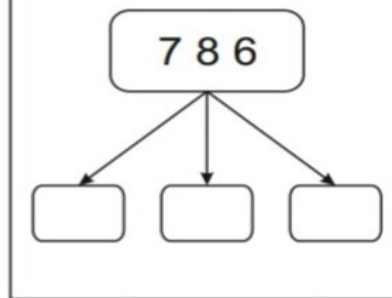
a.



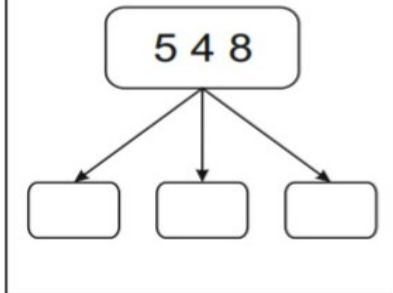
b.



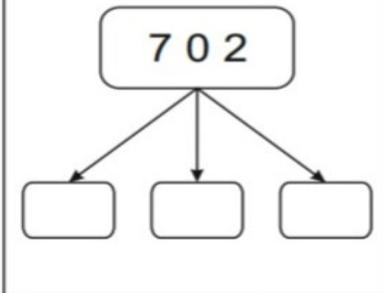
c.



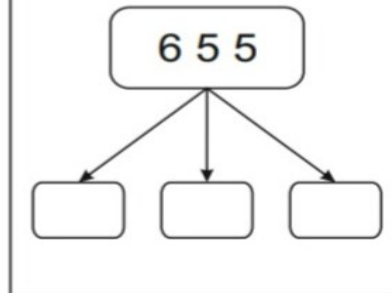
d.



e.

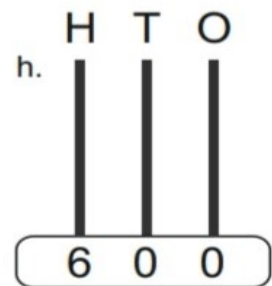
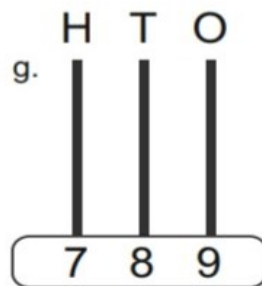
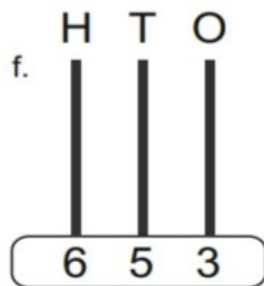
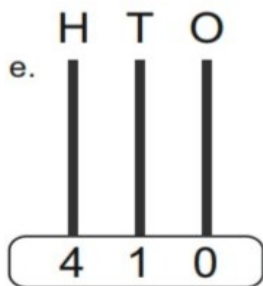
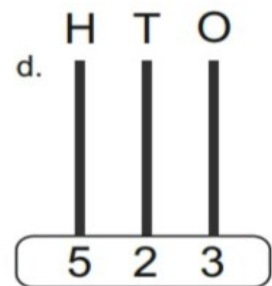
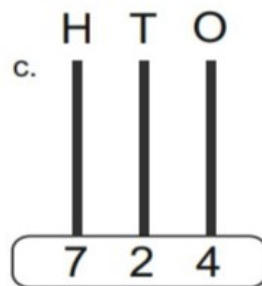
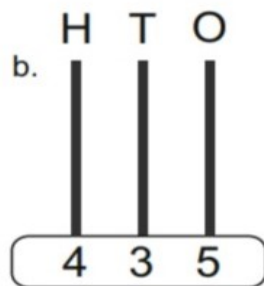
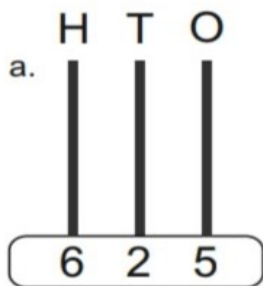


f.

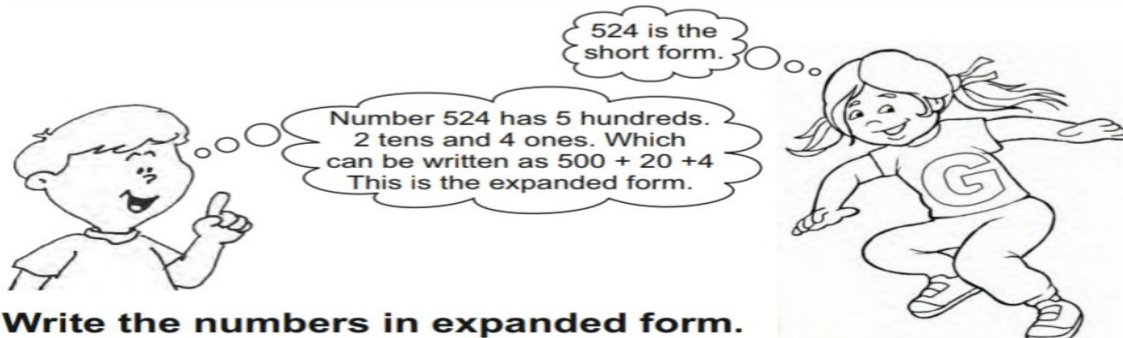


3 Digit Numbers On The Abacus

Draw beads on the abacus to show the following numbers.



I can expand!



Write the numbers in expanded form.

a. $123 = \boxed{1} \text{ hundred} + \boxed{2} \text{ tens} + \boxed{3} \text{ ones}$

b. $785 = \boxed{} \text{ hundreds} + \boxed{} \text{ tens} + \boxed{} \text{ ones}$

c. $555 = \boxed{} \text{ hundreds} + \boxed{} \text{ tens} + \boxed{} \text{ ones}$

d. $965 = \boxed{} \text{ hundreds} + \boxed{} \text{ tens} + \boxed{} \text{ ones}$

e. $215 = \boxed{} \text{ hundreds} + \boxed{} \text{ tens} + \boxed{} \text{ ones}$

Short and Sweet!


Write the short form of these numbers.

a. $9 \text{ hundreds} + 0 \text{ tens} + 4 \text{ ones} = \boxed{904}$

b. $7 \text{ hundreds} + 3 \text{ tens} + 3 \text{ ones} = \boxed{}$

c. $5 \text{ hundreds} + 2 \text{ tens} + 2 \text{ ones} = \boxed{}$

d. $6 \text{ hundreds} + 4 \text{ tens} + 3 \text{ ones} = \boxed{}$



SUBJECT-GK

Q1. Name the Important People of India:







Revise all the work done till date in all the subjects.

FEEDBACK FORM

(To be filled in by parent and student after discussion with each other)

1. The Holiday Homework was:
a) Lengthy b) Short c) Appropriate
2. The time given to complete the assignment was:
a) Appropriate b) Too less c) Too much
3. The information required was:
a) Easily available b) Difficult to find
4. Did your child enjoy doing the Homework? If 'Yes', why and if 'No' why not?

5. The most interesting part of the homework was

6. While doing the homework, I learnt.....

7. What other activities did you do with your child during holidays?

-- To be submitted to the Class Teacher--

Good luck!