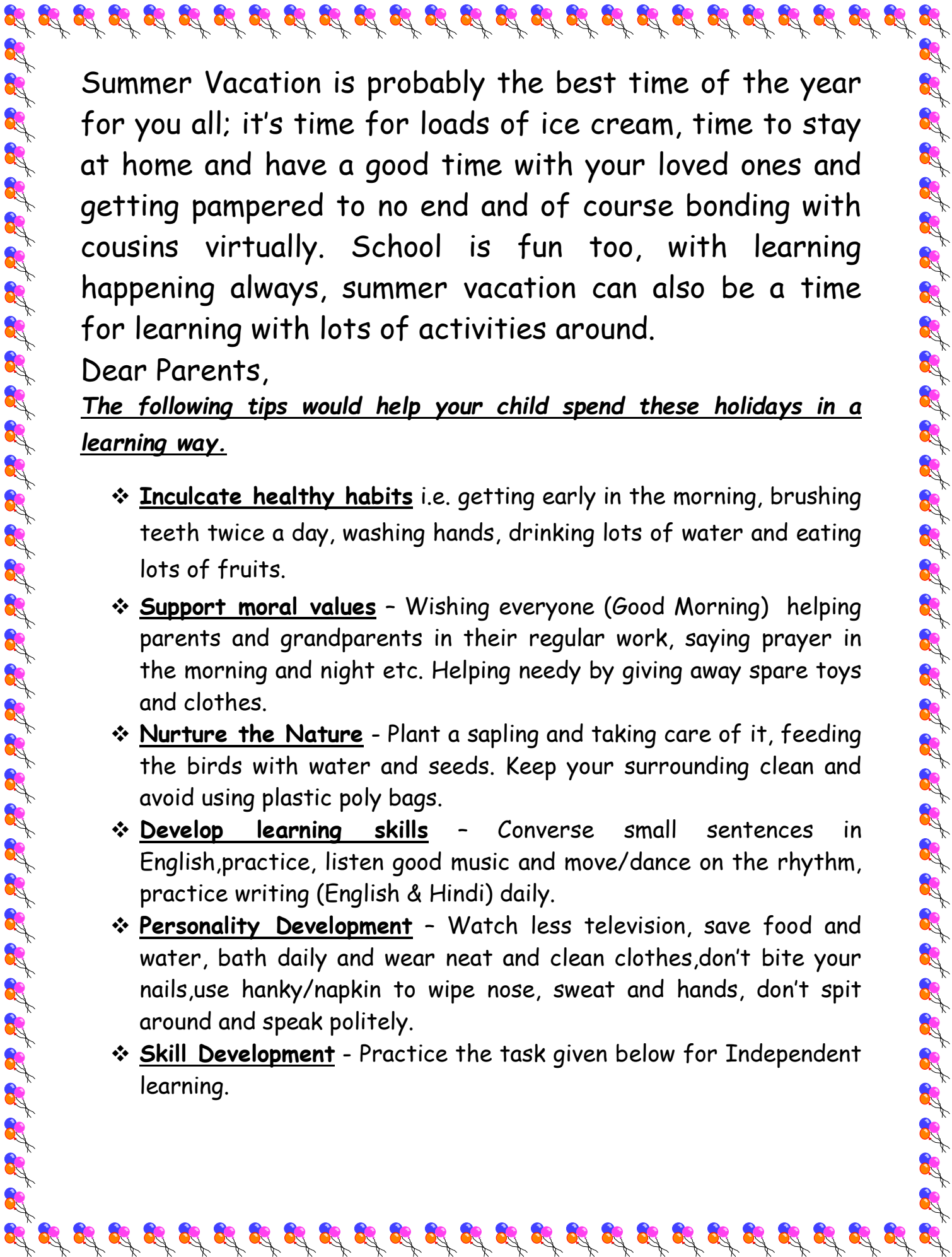


Name- _____

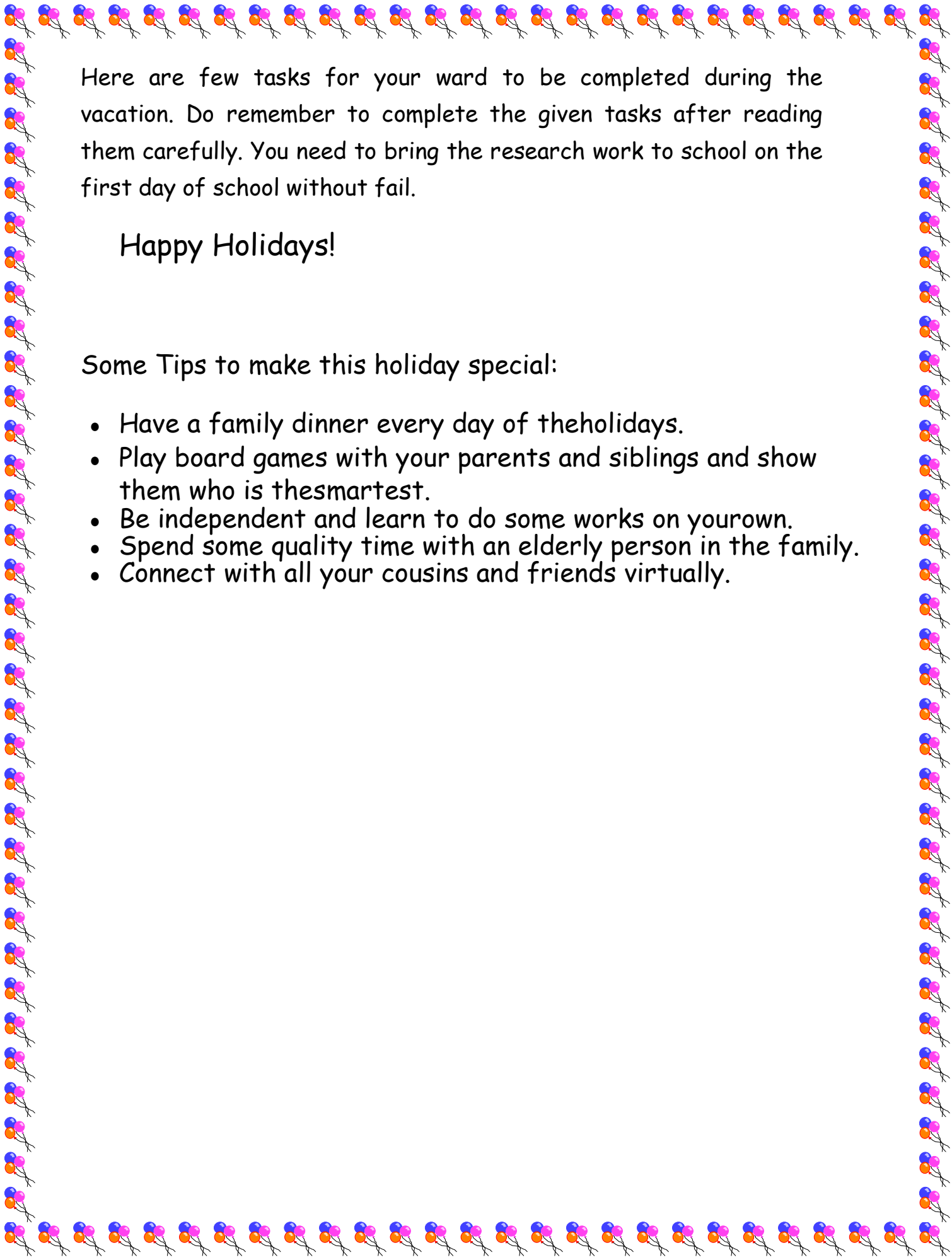


Summer Vacation is probably the best time of the year for you all; it's time for loads of ice cream, time to stay at home and have a good time with your loved ones and getting pampered to no end and of course bonding with cousins virtually. School is fun too, with learning happening always, summer vacation can also be a time for learning with lots of activities around.

Dear Parents,

The following tips would help your child spend these holidays in a learning way.

- ❖ **Inculcate healthy habits** i.e. getting early in the morning, brushing teeth twice a day, washing hands, drinking lots of water and eating lots of fruits.
- ❖ **Support moral values** - Wishing everyone (Good Morning) helping parents and grandparents in their regular work, saying prayer in the morning and night etc. Helping needy by giving away spare toys and clothes.
- ❖ **Nurture the Nature** - Plant a sapling and taking care of it, feeding the birds with water and seeds. Keep your surrounding clean and avoid using plastic poly bags.
- ❖ **Develop learning skills** - Converse small sentences in English, practice, listen good music and move/dance on the rhythm, practice writing (English & Hindi) daily.
- ❖ **Personality Development** - Watch less television, save food and water, bath daily and wear neat and clean clothes, don't bite your nails, use hanky/napkin to wipe nose, sweat and hands, don't spit around and speak politely.
- ❖ **Skill Development** - Practice the task given below for Independent learning.



Here are few tasks for your ward to be completed during the vacation. Do remember to complete the given tasks after reading them carefully. You need to bring the research work to school on the first day of school without fail.

Happy Holidays!

Some Tips to make this holiday special:

- Have a family dinner every day of the holidays.
- Play board games with your parents and siblings and show them who is the smartest.
- Be independent and learn to do some works on your own.
- Spend some quality time with an elderly person in the family.
- Connect with all your cousins and friends virtually.

Some useful tips for summer vacation

Some do's and don'ts during summer vacation:

Do's



- ✓ Drink lots of water.
- ✓ Wear light cotton clothes. Have plenty of seasonal fruits like muskmelon, watermelon, Orange, cucumber, etc.
- ✓ Drink a glass of buttermilk every mealtime.
- ✓ Discover your creativity through Research worksheets.
- ✓ Study for half an hour to one hour everyday.
- ✓ Explore various games
- ✓ Keep yourself and your surroundings clean and hygiene
- ✓ Play indoor games and have a good time with your family members
- ✓ Wash hands frequently using soap for at least 20 seconds

Don'ts:

- ✓ Don't come out of your home.
- ✓ Don't have junk food.
- ✓ Don't watch too much TV.
- ✓ Don't dirty your place of living.
- ✓ Don't go to crowded places, maintain social distance

Summer vacations are eagerly awaited. These days can enrich our lives and give us plenty of memories.

It is the best time for acquiring many new skills and learning good habits. This research work has been designed in a way that can enhance your learning ability. This Research work is aimed to make you a good Inquirer. By the end of the vacation we can expect you to bloom into a Knowledgeable, Caring and Reflective Inquirer! Be a cooperative, independent and responsible child during your vacation.

Activities for Fun

Read an age appropriate book. Draw the characters using Graphic Organizer. Choose a book from the link and fill the book report <http://www.magickeys.com/books/>

Task: Watch a movie of your choice from the links given below and reflect on it through the movie review graphic organizer given.

<https://www.youtube.com/watch?v=aOrRPiAwWhQ> Sammy's Adventure

<https://www.youtube.com/watch?v=u6cReBw5bPM> The Good Dinosaur


<https://www.youtube.com/watch?v=DbIn5IECx2o> Alvin and the Chipmunks



Book Report

Title of the book

Draw what you liked in the story



Write about any one character of the story:

Research Task
Theme "Who We Are"

Task 1 Creative Fun	Record a video on how you are responsible at home and the activities you do at home with your family members. (The video can be recorded and sent to the school through mail or WhatsApp).
Task 2 English	Write an online about your family member each, using proper punctuation . Write in an A4 sheet. (Time duration: 30 minutes)
Task 3 Computer	Click on this link to practice mouse skills learnt https://www.tvokids.com/preschool/games/bees-and-honey Bees and Honey is a free online Computer Mouse Control game that allows students to develop fine motor skills in order to control a Computer Mouse. This game has three levels. In the first level students must move the cursor to click on the bees while counting to ten. The next activity they need to click on flowers. To complete the third level, students must click and drag & drop the bees on to the flowers. (Time duration: 35 minutes)
Task 4 Hindi	1. क्रियात्मक गतिविधि - (ए -4 साइज शीट पर कीजिए) कोविड - 19 की परिस्थितियों में जिन चीजों का सबसे ज़्यादा प्रयोग हो रहा है उन चीजों का एक कोलाज़ बनाइए और एक सुंदर सा स्लोगन उस पर लिखिए (Time duration: 40 minutes)
Task 4 E.V.S	Draw or paste the pictures to depict 'Life Before/ During Covid-19. Write a message on it. (Time duration: 50 minutes)

Assignments


READING COMPREHENSION (Time duration: 35 minutes)

Name _____

BUNNY Comprehension

Read the story and answer the questions.

I see a bunny.
He has a basket.
The basket has eggs.
I see 5 eggs.
Do you see eggs?



1. What do you see?

2. What is in the basket?

3. How many eggs are there?


keeping my kiddo busy

English

1. Pick out any two words everyday from the newspaper, magazines or old book for seven days. Cut and paste in the A4 size sheet.
2. Practice one page writing daily.
3. Read and learn Chapter- 1, 2 and 3 from English Course book.
4. Read and learn Chapter- 1,2 and 3 from English grammar book.

Maths

Paste your recent photograph. Present the following information beautifully.



Complete the information about yourself in numbers only.

- a. Letters in myname _____
- b. Myage _____
- c. Myclass _____
- d. My Weight _____
- e. Members in myfamily _____
- f. Number of teeth I have _____
- g. My shoesize _____
- h. My father `s contactnumber _____
- i. My mother `s contactnumber _____

***Keep revising**

- 1. what comes after, before, between (1- 100)
- 2. Backward Counting (50 -1).
- 3. Numbers name 1 to 20.
- 4. Chapter- 1,2 and 3.

Hindi

अभ्यासकरो

- I. वर्णमाला (स्वरऔरव्यंजन) यादकरो !
- II. दोवर्णका योग, तिनवर्णकायोग, चारवर्णकायोग
- III. आकीमात्रा, इकीमात्रा,ईकीमात्रा, उकीमात्रा ,ऊ की मात्रा
- IV. Read Page no:-10,12,14,16,21,24,27,30.

E.V.S

Complete the sentences given below and Draw or paste pictures.

1. We taste with our.....
2. We smell with our.....
3. We bite with our.....
4. We see with our.....
5. We hear with our.....
6. It does not pain when we cut our.....

Paste pictures of any 3 people around you who help you in your daily life.

Revise all the work done till date in all the subjects.

FEEDBACK FORM

(To be filled in by parent and student after discussion with each other)

1. The Holiday Homework was:
a) Lengthy b) Short c) Appropriate
2. The time given to complete the assignment was:
a) Appropriate b) Too less c) Too much
3. The information required was:
a) Easily available b) Difficult to find
4. Did your child enjoy doing the Homework? If 'Yes', why and if 'No' why not?

5. The most interesting part of the homework was

6. While doing the homework, I learnt.....

7. What other activities did you do with your child during holidays?

-- To be submitted to the Class Teacher--

Good luck!