



HOLIDAYS HOMEWORK

NURSERY

LET'S BEAT THE HEAT, WHEN SUMMER
IS AT IT'S PEAK!!!!

Dear Parents

☐ General Instructions

- ☐ Reward your child's effort even the smallest one, to boost his / her confidence.
- ☐ Encourage your child to eat healthy food.
- ☐ Make your ward learn and remember his / her parents number and home address etc to make him / her independent and secure.
- ☐ Do your work with your parents' guidance.
- ☐ Make sure that your child complete his / her work neatly.
- ☐ Do All Written Work in a Separate Notebook (Use 5 lines notebook for Hindi
- ☐ Link for Phonic sounds <https://youtu.be/R2frjzrC5Jg?feature=shared>
- ☐ Send all the worksheet in a handmade folder

Summer holidays are the time of the year when you get an opportunity to spend maximum time with your child .Ice cream theme activities are so perfect for hot summer days ,so we bring meaningful and creative activities to occupy the little ones in their free time .

● Books can be our best friends!!

- Buy different story books , pictures books and colouring books for your child.
- Encourage them to do picture reading,recall characters and incidents of the story
- Colour the different sheets in the colouring book

● Suggested Television Channels

- Discovery kids

- National Geographic
- Disney Junior
- Suggested Movies to watch
 - The Jungle Book
 - Kungfu Panda
 - Home Alone
 - Stuart Little

Language Development

Different types of languages are spoken by people from different regions but the most important thing is that ,any language when spoken should be spoken correctly.The two common languages that our children should be able to speak fluently are Hindi and English. We would appreciate if you adhere the following points

- Speak with your child in English
- Emphasizes more on Phonic sounds with the given link and worksheet
- Encourage Word Building and Picture Talk

The Teachers are trying to encourage the children to use simple words, phrases and sentences like

- May I come in ma'am?
- May I go to the toilet?
- May I drink water ?
- I am feeling hungry .
- I am feeling thirsty.
- Please give me a pencil and an eraser .

Use of magic words like (Excuse me ,Sorry ,Thank you , Please)

Children can be encouraged to use simple words and sentences at home also

- Mom , Please give me something to eat .
- Please give me a glass of water.
- Please trim my nails .
- Can I watch T.V ?
- Can I go to the park ?
- Please tell me a story.
- Please buy me a toy .
- Please comb my hair .

- Wishing people properly (Hello Uncle / Aunty , How are you ?)
- Wishing parents and elders (Good Morning, Good Afternoon, Good evening, Good night)
- You can also train them
 - Open the door.
 - Shut the door.
 - Eat your food .
 - Drink your milk .
 - Go to sleep.

◆ Instructions for Doing the Holiday Homework :-

1. Use a separate school notebook for completing all Holiday Homework.
2. Write the answers to all worksheet questions in the notebook, subject-wise.
3. For all project works (except SST/EVS), use A4 size chart sheets or chart paper only.

Do NOT use any scrapbook for projects.

4. SST AND EVS

Models /Projects to be made according to the topics (any one)

5. Ensure neatness and clarity: All work, whether in notebooks or on project sheets, should be done neatly with clear and legible handwriting.
6. Marks will be awarded for the holiday homework, so complete it with care and effort.

● Learn five fruits and vegetables names

● Practice these following questions

- What is your name ?
- What is your father's name ?
- What is your mother's name ?
- In which class do you study?
- In which school do you study ?

ART AND ACTIVITY BOOK

Do page number.4 ,14,23,27 in your book .

Draw your favourite cartoon character on A-3 size sheet.

Fine Motor Skills Activity by using clay to strengthen hands and fingers muscles

By stretching, twisting, flattening ,rolling and shaping .

Click pictures of your child's creativity.



Phonic Sounds (A-Z) (a-z)



Alphabet	Phonic Sounds	Vocabulary
Aa	ऐ	 APPLE
Bb	ब	 BALL
Cc	क	 CAT
Dd	ड	 DOG
Ee	ए	 EGG
Ff	फ	 FISH
Gg	ग	 GOAT
Hh	ह	 HORSE
Ii	इ	 INKPOT
Jj	ज	 JOKER
Kk	क	 KITE
Ll	ल	 LION
Mm	म	 MANGO



Alphabet	Phonic Sounds	Vocabulary
Nn	न	 NEST
Oo	ओ	 OWL
Pp	प	 PARROT
Qq	क्व	 QUILT
Rr	र	 ROSE
Ss	स	 SUN
Tt	ट	 TIGER
Uu	अ	 URN
Vv	व	 VAN
Ww	वॅ	 WATCH
Xx	एक्स	 X-MAS TREE
Yy	य	 YAK
Zz	ज़	 ZEBRA





Tracing Practice II

Directions: Trace the lines in each row.



Animal Classification

Classify the animals as Domestic (**D**), Wild (**W**), Insect (**I**), Fish (**F**), Bird (**B**) and Reptile (**R**)



W



Name: _____

Date: _____

Missing Numbers 1-20

Write the missing number between 1 to 20!



1

4

9

6

13

20

16

Name _____

Date _____

Alphabet practice chart

Trace the letters!

Aa Bb Cc Dd Ee

Ff Gg Hh Ii Jj

Kk Ll Mm Nn

Oo Pp Qq Rr

Ss Tt Uu Vv

Ww Xx Yy Zz

सही स्वर पर गोला लगाएं



आ अ ऊ इ



ऊ इ ई अ



अ उ ऊ इ



आ ई ऊ इ





आ अ ऊ इ



आ अ इ ऊ





NAME: _____

CLASS: _____

DATE: _____





BIG & SMALL

Color Big object with red and Small with blue.




Name: _____ Date: _____

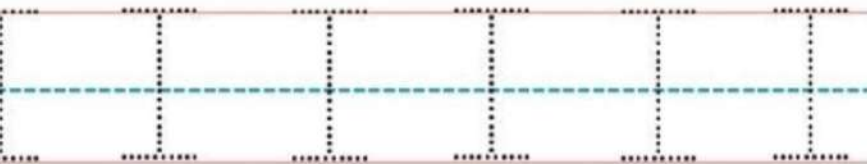

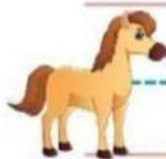

Trace and color the circles.



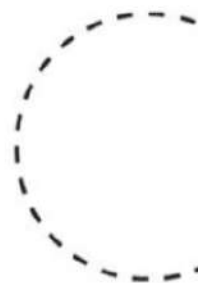
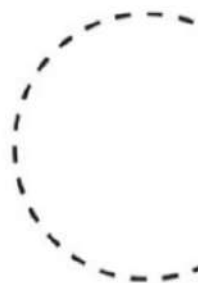
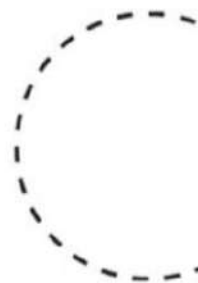
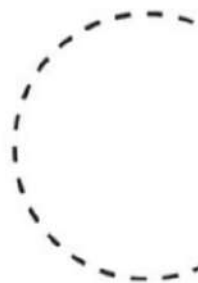
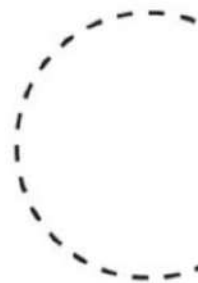
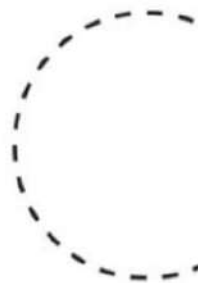

Find and color all of the circles.




TRACE THE ALPHABETS WITH THE HELP OF STANDING AND SLEEPING LINES



Trace Curved Lines





BALL

Colour me



LET'S GO.....



Plan a trip or one-day trip.



Paste the photograph of your family on a Colourful A4 size sheet.



Paste the photographs of the places you visited.



Paste the photographs of the different things you saw there. *Help your child to make it beautiful.

Draw any two forms of Hand/Foot Printings:-

