



FLORENCE[®]
INTERNATIONAL SCHOOL
Senior Secondary Affiliated With C.B.S.E | ISO 21001: 2018 Certified

Summer holiday homework



2026-27

GRADE- 4th



Summer Vacation Homework

The vacation period is a perfect chance to refresh your mind, discover new interests, and strengthen your learning skills. Balance your enjoyment with meaningful activities and complete all assigned tasks responsibly.

Guidelines for Students

- ★ Prepare all assigned tasks carefully in a holiday homework notebook which is provided by school only.
- ★ Keep your written work clean, attractive, and properly labeled.
- ★ Organize each subject section properly with headings and dates.
- ★ Practice concepts taught in class to improve confidence and accuracy.
- ★ Finish all revision worksheets in the concerned notebooks.
- ★ Revision for PT1 syllabus of all subjects.
- ★ Continue handwriting practice regularly
- ★ Develop a reading habit by exploring storybooks, newspapers, or magazines.
- ★ Spend less time on electronic devices and more time in productive activities.
- ★ Try fun learning experiences such as painting, origami, cooking, planting, or puzzles.
- ★ Maintain discipline in your daily schedule and include physical exercise.
- ★ Show kindness, responsibility, and good manners at home and outside.
- ★ Eat healthy food, stay active, and protect yourself from extreme heat.
- ★ Make every day of your vacation useful, cheerful, and full of learning.

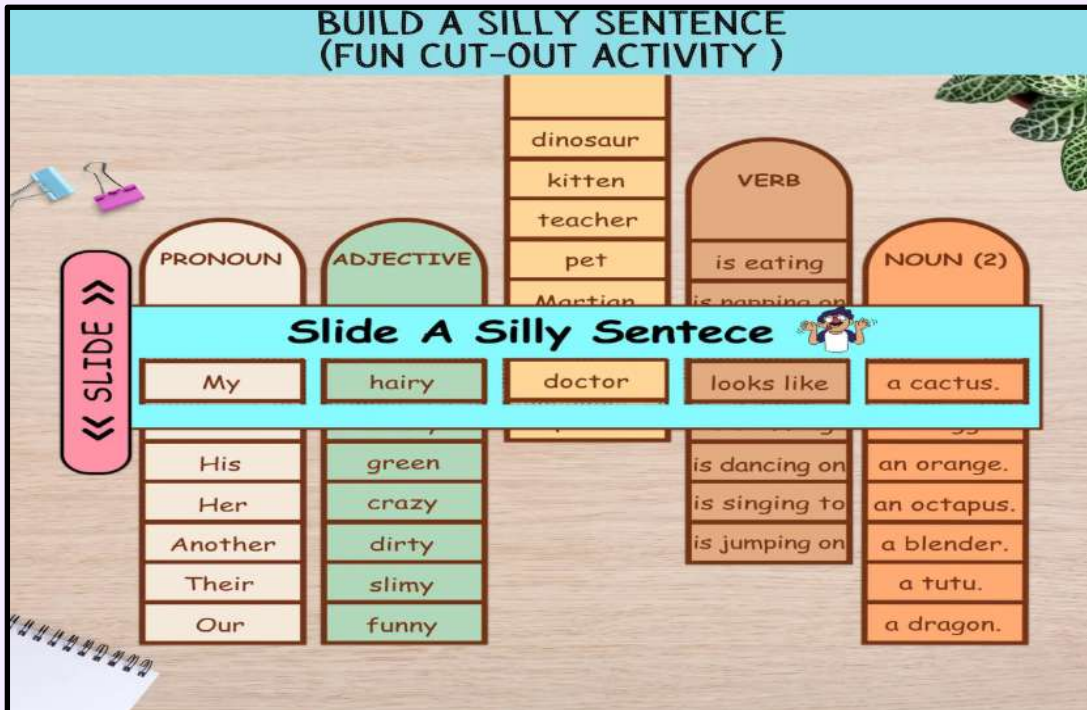
Wishing you a safe, happy, and fruitful summer vacation!

ENGLISH

1. Slide a silly sentence -

<https://in.pinterest.com/pin/948992952732258683/>

Students have to build a sentence using 1 pronoun, 1 adjective, 2 nouns and a verb.



2. A bushel of Collective nouns -

<https://in.pinterest.com/pin/430656783135660519/>

Students will craft a creative flash cards based on the collective nouns .





Vocabulary around us



Find out **10** words that are used as a tool in our house from the given crossword .

H	A	M	M	E	R	Q	W	E	R	T	Y		
S	C	R	E	W	D	R	I	V	E	R	P		
S	C	I	S	S	O	R	S	L	K	J	G		
B	R	O	O	M	Z	X	C	V	B	N	M		
K	N	I	F	E	D	F	G	H	I	J	K		
W	R	E	N	C	H	M	N	B	V	C	Z		
T	A	P	E	M	E	A	S	U	R	E	Q	W	E
P	E	E	L	E	R	Y	U	I	O	P	A	S	
F	L	A	S	H	L	I	G	H	T	D	F	G	H
D	U	S	T	P	A	N	Z	X	C	V	B	N	

WORD LIST

1. _____
2. _____
3. _____
4. _____
5. _____
6. _____
7. _____
8. _____
9. _____
10. _____



IMAGINE WRITE!




Imagine you came to school one day and found your teacher had turned into an animal. What animal would it be, and what would happen?



My Journal



Handwriting practice lines for the journal section.



Think about:

- What animal would your teacher turn into?
- How would they act and teach?
- What funny or surprising things might happen?



Types of Sentence

Instructions: Decide what type of sentence.

Name: _____

Date: _____

Declarative

Makes a statement.



Interrogative

Asks a question.



Exclamatory

Shows strong feeling.



Imperative

Gives a command or makes a request.



1. Don't drop those apples



2. Don't scare the birds away



3. Do you have your own computer?



4. Please be careful



5. What is the first letter of the alphabet?



6. Can we watch a movie tonight?



7. Go to your class right now



8. Tomorrow we are going to the zoo



9. Today is a very sunny day



10. My name is Fransisca



11. Wow! That looks amazing!



12. What is your name?



13. Please open the door



14. Do you like Chocolate cake?



15. Please come down to eat your breakfast



Revision worksheet - 1
Section A- Reading

Q1. Read the passage and answer the questions.

Riya and her brother went to the park on Sunday morning. They carried a ball, a water bottle, and some sandwiches. The weather was pleasant, and many children were playing there. Riya saw a small puppy near a bench. She gave it some water and gently patted it. After playing for two hours, they returned home happily.

1. Find the word from the passage which means “softly”.

- a) Happily b) gently c) pleasant d) returned

2. Find the simple sentence from the passage.

- a) The weather was not pleasant, and many children were not playing there.
b) WOW! She gave it some water and gently patted it.
c) Riya and her brother went to the park on Sunday morning.
d) Did they return home happily?

3. Why did Riya give water to the puppy?

- a) The puppy was sleeping b) The puppy was hungry
c) The puppy needed water d) The puppy was playing

4. Fill in the blank.

Riya and her brother carried some _____.

- a) Books b) sandwiches c) toys d) fruits

Section B- Writing

Q.2 Write an application to the principal to grant you leave for three days to attend the marriage of your brother.

OR

Write a notice about a geometry found in the sports ground with all the details in not more than 50-100 words.

Section C- Grammar

Q.3 Arrange these words in alphabetical order:

- a) Mango, Apple, Banana, Grapes - b) Tiger, Zebra, Elephant, Lion-
c) School, Pencil, Eraser, Notebook d) Sunday, Friday, Monday, Wednesday
e) Carrot, Potato, Onion, Tomato

Q.4 Identify the Subject and Predicate in the following sentences:

a) The little bird sang sweetly.

Subject: _____

Predicate: _____

b) My father drives carefully.

Subject: _____

Predicate: _____

c) The children are playing football.

Subject: _____

Predicate: _____

d) A bright star twinkled in the sky.

Subject: _____

Predicate: _____

e) The dog barked loudly at night.

Subject: _____

Predicate: _____

Section D- Literature

Q.5 Who is the author of the Lesson - A Safe Home?

A. Ruskin Bond B. Peter Rabbit C. Sharmila Adhikari

Q.6 RTC - 'A little glitter seems to have returned to her eyes.'

a. Who is SHE here?

b. What do you think had made the glitter return to her eyes?

Q.7 _____ is written by Thornton J. Burgess.

A. Peter Rabbit meets Mrs. Quack B. Harry Potter C. Fair Price, please!

Q.8 Answer the following Questions -

A. Draw a flow chart on Jerry Muskrat's Opinion about Mrs. Quack.

B. What had Mrs. Quack heard about Peter?

हृदी

1. "मेरी मजेदार छुट्टियाँ" स्क्रैपबुक

अपनी छुट्टियों की यादों को चित्र, फोटो, टिकट, ड्राइंग या रंगीन कागज़ से सजाकर 5 पेज की सुंदर स्क्रैपबुक बनाइए।

2. विशेष गतविधि

अपने माता-पिता, दादा-दादी या किसी बड़े व्यक्तिको छोटा-सा इंटरव्यू लीजिए।

उनसे पूछिए—

- उनके बचपन के खेल
- स्कूल की यादें
- छुट्टियाँ कैसे बताते थे

उत्तरों को सुंदर लखावट में लखिए।

3. रचनात्मक लेखन

- “अगर मैं पक्षी होता/होती” वषिय पर 10–12 पंक्तियों का अनुच्छेद लिखिए।
- चित्र बनाकर सजाइए।

4. शब्द भंडार गतिविधि

रोज़ हदी समाचार पत्र या कहानी की कतिब से

- 5 नए शब्द लिखिए
- उनके अर्थ लिखिए
- उन शब्दों से वाक्य बनाइए

यह कार्य कम से कम 10 दिनों तक करें।

वर्ण - विच्छेद। Worksheet -1

1. वर्ण -विच्छेद करो।

1. बचपन - -----

2. पुस्तक - -----

3. दिल्ली - -----

4. मेला - -----

5. योग्यता - -----

6. सुनील - -----

7. फूल - -----

8. किताब - -----

9. म् + औ + स् + अ + म् + ई - -----

10. प् + अ + त् + न् + ई - -----

11. स् + त् + र् + ई - -----

12. क् + ए + ल् + आ - -----

13. म् + ऊ + अं + ब् + अ + ई - -----

14. क् + ओ + क् + इ + ल् + अ - -----

15. घ् + ओ + इ + आ - -----



Hindi worksheet



नीचे दिए गए वाक्यों से क्रिया शब्दों को रिक्त स्थान पर लिखिए:

१. अली पुस्तक पढ़ रहा है।

पढ़ रहा है।

२. बच्चा पलंग से गिर गया।

.....

३. पक्षी आकाश में उड़ रहे हैं।

.....

४. बाहर बारिश हो रही है।

.....

५. बच्चा रो रहा है।

.....



क्रिया का सही रूप भरकर वाक्य पूरे कीजिए।

१. बच्चों, शोर मत मचाओ

(मचाना)

२. माँ बहुत अच्छा खाना हैं।

(बनाना)

३. रिया ने परीक्षा के लिए मन लगाकर ।

(पढ़ना)

४. शेर देखकर हिरन तेज़ी से

(भागना)

५. रोहन बहुत अच्छा क्रिकेट है।

(खेलना)



क्रिया शब्दों को रेखांकित कीजिए और उनके भेद लिखिए। (सकर्मक / अकर्मक क्रिया)

१. पक्षी उड़ रहे हैं।

.....

२. मोर की गर्दन लम्बी होती है।

.....

३. हिरन तेज़ी से भागा।

.....

४. रवि ने फूलदान तोड़ दिया।

.....



SCIENCE

1. Nature Walk

Go to a park or garden. Observe plants, birds, insects, and animals. Draw or write about 5 things you saw.

2. Leaf Collection Activity

Collect 5 different leaves. Paste them in your notebook. Write their names, colour, and shape.

3. Paste or draw pictures of 5 plants, 5 animals. Write 5 lines about each.

4. Go to a nearby nursery. Find out how plants are grown there. Write a detailed paragraph in your notebook on how gardeners take care of plants in a nursery.

5. Do complete the activity A,C and D given in your science book. Page no. are - 28 and 29

Animal's review

1 Match each animal with the correct body covering.



scales

fur

skin

feathers

2 Complete the sentences.

- A butterfly has _____.
- A rhino has _____.
- An eagle has _____.
- A cat has _____.
- A fish has _____.

Skin

wings

fur

feathers

scales

3 Write omnivore, carnivore or herbivore, then number.

- A monkey is an _____ because it eats...
- A lion is a _____ because it eats...
- A lemur is a _____ because it eats...
- A cow is a _____ because it eats...
- A fox is a _____ because it eats...
- A bear is an _____ because it eats...



4 Write vertebrate or invertebrate.



Name: _____

Life Cycle of a Frog



Complete each sentence with an appropriate word from the word box.

- 1) A frog spends its life living in water and on _____.
- 2) An adult frog breathes through _____ under the water.
- 3) The tadpole lives in the _____ and feeds on algae.
- 4) The tadpoles have _____ to breathe under the water.
- 5) The _____ of a tadpole helps it to swim in the water.
- 6) During the life cycle, a tadpole first develops the _____.
- 7) The _____ of a tadpole evolve after the hind legs.
- 8) _____ is the process by which a tadpole turns into a frog.
- 9) In an adult frog, the _____ are replaced by lungs.
- 10) A mother frog lays a cluster of eggs called _____.

external gills

lungs

Metamorphosis

gills

water

egg mass

liver

hind legs

forelegs

tail

froglet

land

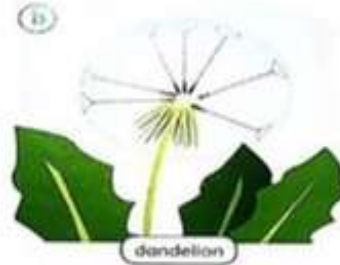
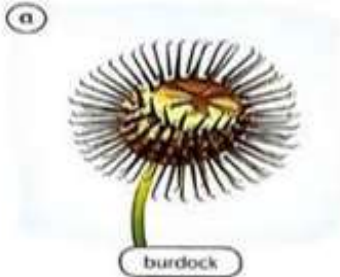
SCIENCE REVISION PACK

WHAT HAVE YOU LEARNT?



Name: _____

Q1. Look at these fruits. Match each fruit to the way it disperses its seeds.



carried by the wind

eaten by animals

sticks to animals' fur

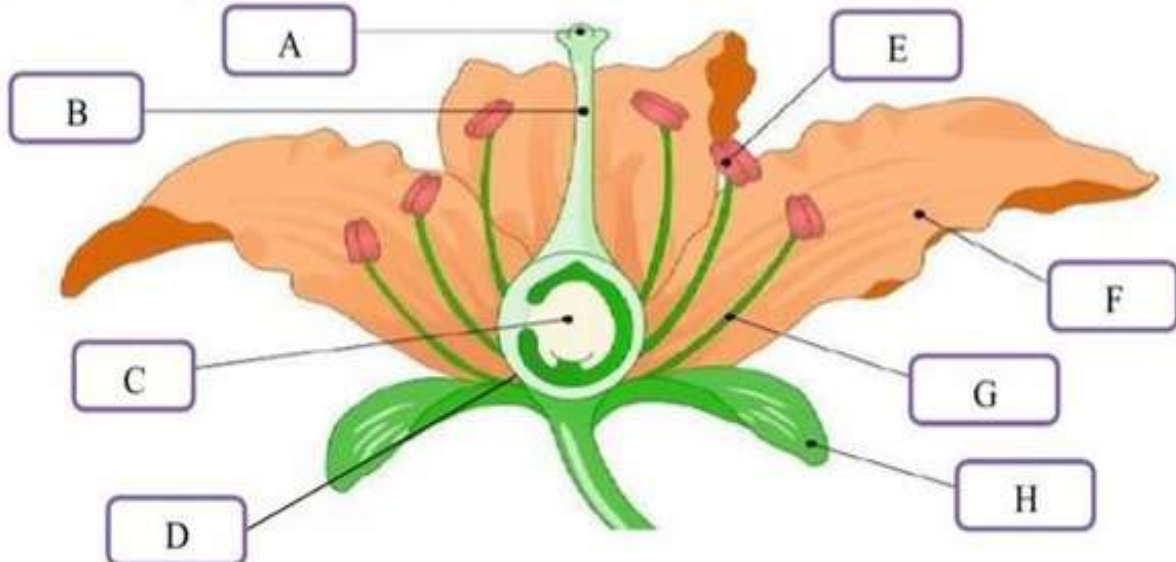
Q2. Write the part of the flower that performs (does) each function below:

Choose from these word:

Anther Ovary Filament Stigma

- a) Receives the pollen _____
- b) Holds up the anther _____
- c) Makes and stores pollen _____
- d) Contains ovules that eventually become seeds _____

Q3. Label the parts of the flower below:



Name _____

Date _____

Plants

Word Search

L	I	O	S	T	S	S	T	E	M	S	U	V	P
I	N	O	T	S	B	I	F	R	U	I	T	L	V
O	T	T	O	E	R	E	M	P	A	F	E	E	B
H	O	U	H	E	E	L	W	E	U	L	E	E	F
E	O	R	U	D	O	L	E	A	R	O	P	S	A
V	R	E	T	E	T	E	R	E	T	W	T	S	A
O	U	L	E	R	R	E	V	E	E	E	S	F	A
E	W	T	A	F	E	R	R	T	R	R	R	F	S
W	A	O	E	E	E	T	W	O	I	E	S	R	H
U	T	L	R	E	A	E	T	H	I	N	T	T	L
H	E	N	T	H	G	I	L	N	U	S	R	T	R
P	U	T	A	T	E	A	L	E	A	V	E	S	N
T	P	I	E	L	U	R	M	T	I	E	E	W	L
R	E	N	R	T	P	T	I	U	L	N	L	D	E

SEED

TREE

BEE

FRUIT

FLOWER

WATER

LEAVES

STEM

PLANT

SUNLIGHT


SOIL

ROOT

C. Group the animals based on their habitats.



penguin




leopard




monkey




camel



polar bear




tiger



dolphin



scorpion



sheep

JUNGLE

1.

2.

OCEAN

3.

4.

MOUNTAIN

5.

6.

POLAR REGION

7.

8.

DESERT

9.

10.

Animal Kingdom

1. Tick the correct option

- a) Small animals eat _____. (grains/ worms)
- b) Butterfly is an _____. (insect/ bird)
- c) Dog is a _____ animal. (pet/ domestic)

2. Fill the circles using the names provided in the box

tiger, cat, hen, dog, cow

**Domestic
Animals**

Pet Animals

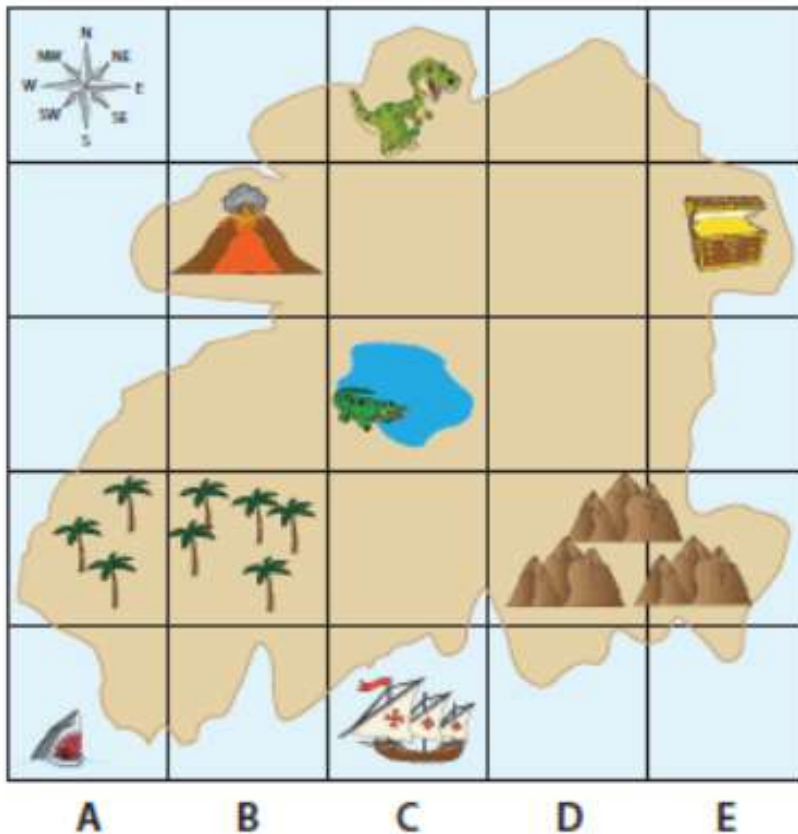
Wild Animals


SOCIAL STUDIES

Name: _____

Reading a Treasure Map using a Map Grid

Look at the treasure map on the grid, and answer the questions.



KEY	
	Dinosaur
	Volcano
	Treasure
	Pond
	Forest
	Mountain
	Shark
	Ship
	Crocodile

1) Where is the treasure?

E, 4

2) What is located at B, 4?

3) Where is the ship?

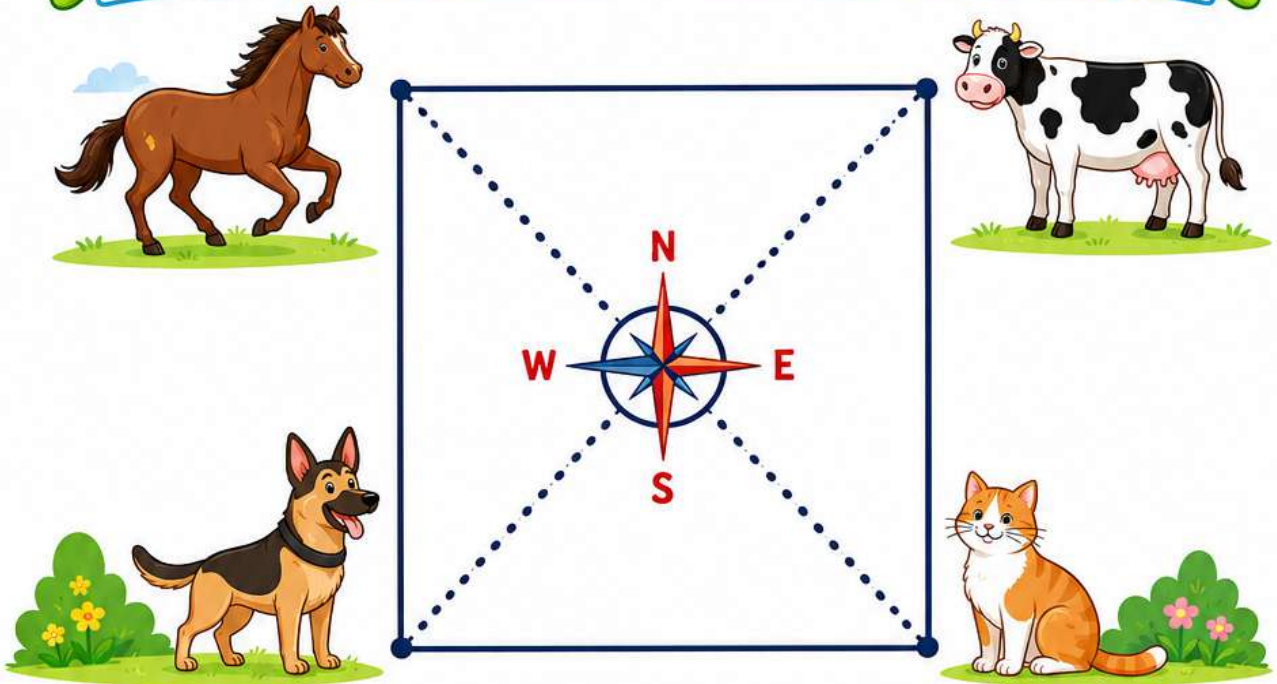
4) Where is the dinosaur?


5) What are the coordinates of the pond?


6) What is located at A, 2 and B, 2?


Position and Direction


Describe the location of the animals using compass directions.





1. The Dog is located south of the Horse. 


2. The Cat is located _____ of the Horse. 


3. The Cow is located _____ of the Cat. 


4. The Horse is located _____ of the Cat. 

5. The Dog is located _____ of the Cat. 

6. The Cow is located _____ of the Horse. 

7. The Dog is located _____ of the Cow. 

8. The Cat is located _____ of the Cow. 



In the notebook, write the name the states of India along with its capitals.

Name: _____ Date: _____

GEOGRAPHY OF INDIA

Word Hunt Challenge: Find each vocabulary word in the grid!

They could be hiding in any direction even backwards or diagonally.

Major Cities

Delhi
Mumbai
Kolkata
Chennai
Bengaluru
Hyderabad
Jaipur
Pune

Mountains & Landforms

Himalayas
Western Ghats
Eastern Ghats
Thar Desert
Deccan Plateau
Mount Everest
Aravalli



Natural & Geographic Features

Sundarbans
Rann of Kutch
Andaman Islands
Nicobar Islands
Valley
Coastline
Peninsula
Plains

Rivers

Ganges
Yamuna
Brahmaputra
Godavari
Krishna
Narmada
Tapti



Revision worksheet-1

Q1. Fill in the blanks

- A map has _____ basic features.
- The _____ of a map states the topic of the map.
- North-east is a _____ direction.
- A _____ - scale map shows a lot of details about a small area.
- _____ is a color used for desert.

Q.2 Rearrange the letters to form a vocabulary word.

- a. PMA b) ECASL c) ENLEGD d) MOLSYBS e) CALPOLIIT

Q.3 Answer the following questions

- How is a physical map different from political map?
- Why do cartographers use symbols on maps?

Q.4 Case based question

Aarav and his friends were looking at a map during their geography class. They saw directions, symbols, colors, and scales on the map to understand places better.

Choose the correct answer:

- Which are the four main directions shown on a map?
a) Left, Right, Up, Down b) North, South, East, West
c) Front, Back, East, West d) North, East, Top, Bottom
- What is a scale on a map?
a) A colour used on maps b) A symbol for rivers
c) A drawing tool d) A way to show distance on a map
- Which colour is generally used to show mountains on a map?
a) Blue b) Green c) Brown d) Yellow
- Which symbol is commonly used to show a temple on a map?

- a)  b)  c)  d) 

Q.5 Create a thematic map of India on the topic which states plays the most minecraft game with colour grading from least the the most.

Revision worksheet-2

Q. 1 Match the following -

A

- Himalayan Range
- Jog falls
- Black soil
- Shivalik

B

- Highest waterfall
- Malwa plateau
- Outer Himalayas
- Northern India



Q.2 Give one word for the following-

- It is called as a natural substance in the earth.
- Being side by side is called as



Q.3 Answer the following

1. What is a plateau?
2. Name any three rivers that flow through the Deccan plateau.

Q.4 Image based questions

 **Mountains of India** 

Look at the pictures and answer the questions.



HimalayasWestern Ghats

- 1 What are mountains?

- 2 What is a glacier?

- 3 How many types of mountains are there in India?
A. 1 B. 2 C. 3 D. 4
- 4 What is the importance of northern mountains in India?

Q.5 On a Physical map of India, mark chota nagpur and malwa region.

MATHS

TASK 1: Roman Numerals

Students will cut 1 cm × 1 cm square papers (4 in number for each) and mark them with letters I, X, V, L and colour them as follows:

- a) Yellow colour for all 'I' papers
- b) Blue colour for all 'V' papers
- c) Red colour for all 'X' papers
- d) Green colour for all 'L' papers

They will note down the age of each family member and paste the colored papers representing age in Roman numerals as follows:

S. No.	Relation	Age in Hindu-Arabic Form	Roman Numeral
1	Mother	32 years	X X X I I

TASK 2: Puzzle

3		-	7	=				9	+	3	=		
x		-				+		-				x	
3		6				1	+	6	=			2	
=		=				=		=				=	
	-	2	=		x	2	=						
x				x				x					
1				4		6	x	2	=			16	
=				=		=		=		x		-	
					-	0	=			2	x	5	=
					-					=	x		=
6	x		=	18				2					
x			=					x					x
2	x		=		-	2	=		-	3	=		9
=								=					=
		+	2	=					+	4	=		

TASK 3: THE MATH TREASURE HUNT

Follow the math clues hidden in your house to find the TREASURE!

1. Clue 1 – Kitchen Hunt

Go to the kitchen. Find a food packet with a 4-digit weight (example: 1000 g).

Subtract 250 g from it.

“You have to walk the same number of steps as your answer.”

2. Clue 2 – Window Challenge

Count the number of windows in your room. Multiply that number by 10.

Do jumping jacks

3. Clue 3 – Shoe Race

Count all the shoes near the door.

Divide the number by 2.

Hop that many times on one foot.

4. Clue 4 – Spoon Search

Count the spoons on the dining table.


Multiply the number by 2.

Take that many tiny jumps forward.

5. Clue 5 – Family Fun

Count the family members at home.

Multiply the number by 5.

Do that many star jumps 

TASK 4: Logical Reasoning

Creative Number Pattern Challenge

Numbers pattern

3, 6, 12, 24, 48, _____, _____

2, 5, 10, 17, 26, _____, _____


A, C, F, J, O, _____, _____

1, 4, 9, 16, 25, 36, _____, _____

100, 90, 77, 61, 42, _____, _____


Pictures pattern

1. What comes next in the sequence?



- A. B. C. D.

2. Which figure completes the pattern?




- A. B. C. D.

3. What comes next?

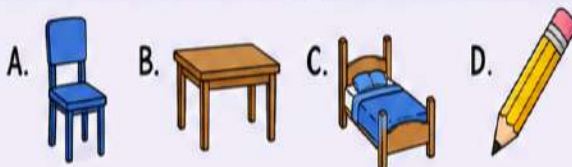


- A. B. C. D.

4. Find the odd one out.



5. Which word does not belong with the others?



6. What number comes next?



7. Four friends are sitting around a round table: Alex, Ben, Charlie and David.

- Alex is sitting opposite Charlie.
- Ben is sitting between Alex and David.
- Who is sitting opposite David?



- A. Alex
B. Ben
C. Charlie
D. Cannot be determined

Worksheet



MATH PUZZLE WORKSHEET

Think • Fill • Solve • Shine



A. FILL IN THE MISSING DIGITS

Find the missing digits (0-9) to make the addition correct.

1.

7	□	5	□	0
+	4	2	7	□
<hr/>				
□	2	8	3	5

2.

5	7	□	3	3
+	□	2	5	8
<hr/>				
9	□	7	□	6

3.

5	□	1	□	2
+	□	3	□	5
<hr/>				
8	7	7	9	□

B. NUMBER GRID CHALLENGE

Complete each puzzle using the digits 1 to 9 without repetition.

1.

□	□	2	→ 15
□	4	1	→ 10
8	□	□	→ 20
↓	↓	↓	
20	13	12	

2.

□	5	□	→ 18
3	4	□	→ 15
2	□	□	→ 12
↓	↓	↓	
12	18	15	

3.

□	□	□	→ 16
6	1	□	→ 11
□	7	9	→ 18
↓	↓	↓	
16	13	16	

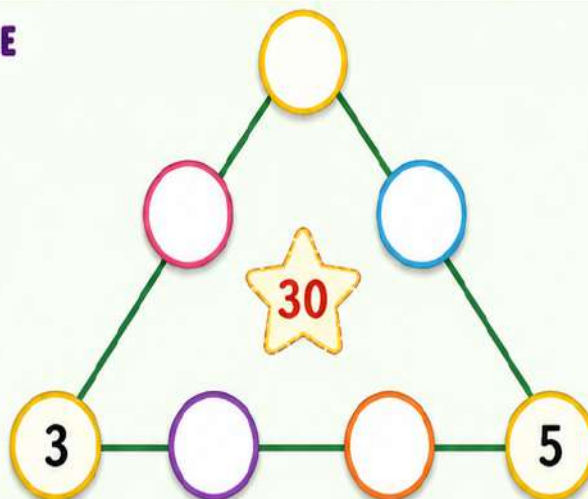
C. TRIANGLE NUMBER PUZZLE

Arrange the numbers

7, 9, 11, 13, 15, 17

in the circles so that the sum of the numbers along each side of the triangle is 30.

Use each number only once.



Remember:

The sum of the numbers on each side must be 30.



Worksheet 2

Q1. Write 'T' for True and 'F' for False.

To get the predecessor of a number, subtract 1 from it.

Descending means arranging numbers from the smallest to the greatest number

Numbers can be multiplied in any order. The product will remain the same

If we change in order of addition, the answer remains the same.

Q2. Fill in the blanks.

a) Smallest 6 digit number is _____

b) $72657 + \underline{\hspace{2cm}} = 22505 + 72657$

c) $2750 - \underline{\hspace{2cm}} = 2750$

d) Hundred more than 6250 is _____

Q3. Do as directed

1) Write in expanded form:

a. 47,026

b. 42,981

2) Write the greatest and smallest 5 digit number using the digits 4,2,7,6,3 (repetition not allowed)

3) Convert to Roman numerals

a. 18

b. 75

c. 84.

d. 48

SECTION B

Q4. Solve the following

1. Round off 468 and 1845 to the nearest hundred

2. Write in ascending order

a) 2,16,179 , 6,197. , 6,109. , 61,901

b) 6,767. , 97,676. , 5,454. , 4,545

3. Compare each pair of numbers. Put < or >

a) 18,108. () 9,818

b) 7,346. () 7,410

c) 42,478 () 42,500

d) 53,821. () 5,392

SECTION C

Q5. Word Problems

1. Riya has 6,848 beads. Of these, 3,752 beads are red, 1,089 are green and the rest are yellow. How many yellow beads does she have?

2. On Monday, 2,523 men, women and children visited the Science Museum. There were 845 men, 639 women and the rest were children. Find the number of children who visited the Science Museum.

3. A factory manufactured 75,850 cars in 2017. In 2018, it manufactured 18,000 more cars. How many cars did it manufacture in 2018?

COMPUTER

Worksheet

Section A – Fill in the Blanks

- 1-. Super computers are used for _____ forecasting.
- 2- Wearable computers can be worn on the _____.
3. A smart watch is an example of a _____ computer.
4. A _____ can be used as a network server and internet server.
5. A laptop is a type of _____ computer.
6. Fitness band is a type of _____ computer.
7. A _____ is also called a personal computer.
8. The most powerful type of computer is _____.

Section B – True or False

1. Microcomputers are very large computers. ___
2. Wearable computers can be worn on the body. ___
3. Mainframe computers are used in banks.
4. Supercomputers are slow computers. ___
5. Mini computers are used in offices. _
6. A smart watch is a wearable computer. _____
7. A laptop is a microcomputer. _____
8. Supercomputers are used for scientific research. _____

Section C – Short Answer Questions

1. Write the categories in which computers are classified?
2. Write three characteristics of super computer?
3. Name any two supercomputers made in India?
4. What are wearable computers? Also give two examples of wearable computers?

Section D – Multiple Choice Questions

1. Which computer is the fastest?
a) Mini Computer b) Micro Computer c) Supercomputer d) Laptop
2. Which is a wearable computer?
a) Desktop b) Smart watch c) Printer d) CPU
3. Which computer is used in banks?
a) Table Mainframe b) Computer c) Laptop d) Phone
4. Laptop is a type of
a) Mini Computer b) Supercomputer c) Micro Computer d) Mainframe
5. Which computer is used for weather forecasting?
a) Desktop b) Mini Computer c) Supercomputer d) Tablet

A decorative border of small yellow stars surrounds the entire page. The stars are arranged in a rectangular frame, with a slightly thicker line at the top and bottom edges.

Fun Activities

- 1- Draw and color different types of computers in scrap book.
- 2- Paste pictures of wearable computers in your notebook.

Imagine and write

How will wearable computers help people in the future?

ART AND CRAFT



ART & CRAFT SUMMER HOLIDAY HOMEWORK



CLASS - 4

NOTE- Kindly make your work neat and creative. Use colourful materials and paste the work in a handmade folder.

1. THREE COLOUR PEACOCK

Make a beautiful peacock using paper in three colours as shown in the example.

Use any three colours of your choice.

Make it neat and attractive.

Example:



2. BEST OUT OF WASTE

Make any one useful or decorative item using waste material.

You can use things like plastic bottles, paper cups, cardboard, old boxes, etc.

Use your creativity to make it neat and attractive.

Example Ideas:



Project / Model Allotment

Group – 1 (Roll Nos. 1 to 5) Subjects: Mathematics , Science & Computer

Group – 2 (Roll Nos. 6 to 11) Subjects: Social Studies, English & Art

Group – 3 (Roll Nos. 12 to 16) Subjects: Maths, Science & computer

Group – 4 (Roll Nos. 17 to 21) Subjects: Hindi , Social Studies and Art

Note: Students are instructed to prepare their projects/models neatly and creatively using suitable materials. Proper labeling, presentation, and subject relevance will be considered during evaluation.

Science Model

Make any one model out of three.







STEM

FLOWERS

FLOWERS

FRUIT

SEEDS

SEEDS

SOCIAL STUDIES MODEL

1. My Area Treasure Map

- Students draw a map of their neighbourhood and mark hidden “treasures.”
- Materials
- A4 sheet
- Crayons/sketch pens
- Scale
- Small stickers

<https://www.pinterest.com/pin/743797694733612697/>

2. Model - Mountain or Plateau

Students can make a model of a mountain or a plateau .

<https://in.pinterest.com/pin/132363676541983173/>

<https://in.pinterest.com/search/pins/?q=mountain%20project&rs=typed>

MATHS MODEL

Model 1(for reference link is shared)number line working model craftpillar

- a) FULL VIDEO - <https://youtu.be/SHjivSMC2Yk>
- b) <https://pin.it/6L4MgqKSp>
- c) **Types of fraction**

Computer

“My Favorite Computer” on scrap book.

Write a short paragraph:

- Which computer do you like the most?
- Why do you use it?

Make a poster on ‘Future Wearable Computers’.

HINDI

पोस्टर बनाइए

नीचे दए गए वषियों में से कसीं एक पर रंगीन पोस्टर बनाइए—

- पेड़ लगाओ
- पानी बचाओ
- प्लास्टिकि हटाओ
- स्वच्छ वदियालय

पोस्टर के साथ एक आकर्षक नारा भी लखिए।