

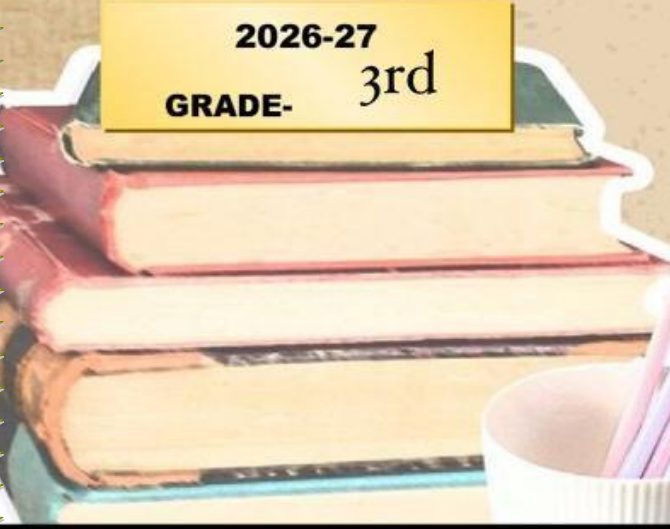


**FLORENCE**<sup>®</sup>  
**INTERNATIONAL SCHOOL**  
Senior Secondary Affiliated With C.B.S.E | ISO 21001: 2018 Certified

# Summer holiday homework

2026-27

GRADE- 3rd





**FLORENCE INTERNATIONAL SCHOOL**  
**(AFFILIATED TO CBSE | ISO 21001:2018 CERTIFIED SCHOOL)**  
**Summer Holiday Homework 2026-2027**  
**GRADE – III**

**HOLIDAY LEARNING PLAN**

The vacation period is a perfect chance to refresh your mind, discover new interests, and strengthen your learning skills. Balance your enjoyment with meaningful activities and complete all assigned tasks responsibly.

**Guidelines for Students**

- Prepare all assigned tasks carefully in your Holiday Homework notebook provided by the school only.
- Keep your written work clean, attractive, and properly labeled.
- Organize each subject section properly with headings and dates.
- Practice concepts taught in class to improve confidence and accuracy.
- Finish all revision worksheets in the concerned notebooks.
- Continue handwriting practice regularly:
  - English Writing Practice – Page Nos. 11-15
  - Hindi Writing Practice – Page Nos. 11-15
    - Develop a reading habit by exploring storybooks, newspapers, or magazines, collecting new words, and finding their meanings.
    - Avoid using heavy screen time and spend more time in productive activities.
  - Go to a place and find its history. Expand your limits of curiosity.
    - Try fun learning experiences such as painting, origami, cooking, planting, or puzzles.
    - Maintain discipline in your daily schedule and include physical exercise.
    - Show kindness, responsibility, and good manners at home and outside.
    - Eat healthy food, stay active, drink water, and protect yourself from extreme heat.
    - Make every day of your vacation useful, cheerful, and full of learning.

**Note:**

Students are instructed to prepare their projects/models neatly and creatively using suitable materials. Proper labeling, presentation, and subject relevance will be considered during evaluation.



# English



## NARRATIVE WRITING

Write a story in your own words.



**TOPIC:** How You Met Your First Butterflies

### ★ HELP BOX ★



Where were you?  
\_\_\_\_\_



What did you see?  
\_\_\_\_\_



How did you feel?  
\_\_\_\_\_



Who were you with?  
\_\_\_\_\_



What did the butterflies do?  
\_\_\_\_\_



What did you do next?  
\_\_\_\_\_

A large writing area with horizontal lines and a dashed midline. The area is decorated with illustrations of a girl in overalls pointing at a butterfly, and various flowers and butterflies.





# NOUN TYPES



Identify the kinds of noun (**Proper**, **Common**, **Collective**, **Material**, **Abstract**) from the words underlined in the given sentences!



- 1 Freedom is our birth right. \_\_\_\_\_ (noun)
- 2 Pongal is my favourite festival. \_\_\_\_\_ (noun)
- 3 Prakash is a cricket player. \_\_\_\_\_ (noun)
- 4 He went to the hospital. \_\_\_\_\_ (noun)
- 5 The swarm of bees flew around the flowers. \_\_\_\_\_ (noun)

---

- 6 Kavin went to the bank to deposit money. \_\_\_\_\_ (noun)
- 7 The village lies in the foothills. \_\_\_\_\_ (noun)
- 8 Charity begins at home. \_\_\_\_\_ (noun)
- 9 The wooden box was placed in the attic. \_\_\_\_\_ (noun)
- 10 Trichy is my native place. \_\_\_\_\_ (noun)

---

- 11 Sarah had an excellent collection of coins. \_\_\_\_\_ (noun)
- 12 The necklace is made of gold. \_\_\_\_\_ (noun)
- 13 Many people have climbed Mount Everest. \_\_\_\_\_ (noun)
- 14 I saw a pride of lions across the stream. \_\_\_\_\_ (noun)
- 15 I love chocolates. \_\_\_\_\_ (noun)

---

- 16 A pack of wolves started howling. \_\_\_\_\_ (noun)
- 17 Ram stood first in the class. \_\_\_\_\_ (noun)
- 18 Happiness shared is happiness doubled. \_\_\_\_\_ (noun)
- 19 The herd of elephants moved towards the river. \_\_\_\_\_ (noun)
- 20 Honesty is the best policy. \_\_\_\_\_ (noun)



# HOMONYMS



Words that have the same spelling but different meanings!

The following words are **homonyms**. Write a sentence for each meaning of the word. An example has been done for you.

Well



- The little girl felt *well* after taking her medicine.
- We collected water from the *well* in the ground.

1 Right

\_\_\_\_\_

\_\_\_\_\_

2 Bark

\_\_\_\_\_

\_\_\_\_\_

3 Palm

\_\_\_\_\_

\_\_\_\_\_

4 Rose

\_\_\_\_\_

\_\_\_\_\_

5 Note

\_\_\_\_\_

\_\_\_\_\_





## English Revision Worksheet 1

### Reading

Rohan woke up early on Sunday morning. He went to the park with his little sister. They played on the swings and fed the birds. After some time, they sat under a big tree and ate sandwiches. Rohan felt very happy because he loved spending time outdoors.

### Answer the following questions:

- Find the word from the passage that means **small**.
  - early
  - little
  - happy
  - big
- From the sentence below, find the **Subject** and **Predicate**:  
"Rohan went to the park."  
  
Subject: \_\_\_\_\_  
Predicate: \_\_\_\_\_
- Why was Rohan happy?
  - He bought a toy
  - He loved spending time outdoors
  - He stayed at home
  - He slept all day
- Fill in the blank:  
Rohan and his sister ate \_\_\_\_\_ under the tree.
- True or False:  
Rohan went to the park in the evening. \_\_\_\_\_

### Literature

- Who wrote the Story - The first butterflies?
  - J.K Rowling
  - Ted Bundy
  - Florence Holbrook
- Reference to the context -
  - He gave the Earth a soft cloak of green.
  - Who is 'he' here?
  - What was he making?
- What did the hunter do when he spotted the tortoise?
- State True/False -
  - Friends to the rescue is a Panchatantra story.



## English Revision worksheet-2

### Reading

Rohan woke up early on Sunday morning. He watered the plants in his garden and fed his little puppy, Bruno. Later, he went to the park with his sister and played football. Rohan was very happy because he spent a fun day with his family.

### Choose the correct answer:

1. Find the word from the passage that means "small".
  - a) early
  - b) little
  - c) happy
  - d) garden
2. From the sentence below, convert the following sentence into an exclamation sentence.  
"Did Rohan go to the park?"
3. Why was Rohan happy?
  - a) He went to school
  - b) He spent a fun day with his family
  - c) He bought a toy
  - d) He slept all day
4. Fill in the blank:  
Rohan fed his little \_\_\_\_\_.
  - a) cat
  - b) puppy
  - c) bird
  - d) rabbit
5. True or False:  
Rohan played football in the park.
  - a) True
  - b) False

### 6-Writing



Name : \_\_\_\_\_

Date : \_\_\_\_\_



Write a paragraph on  
**my Father .**



Blank writing area with horizontal lines for a paragraph.





# हिंदी

## 🌟 ✨ कक्षा – 3

### 🎒 “मस्ती वाली हिंदी”- रचनात्मक ग्रीष्मावकाश कार्य 2026-27 📖 🎨

प्रिय बच्चो 🧒 🧒 ,

इस बार छुट्टियों का होमवर्क थोड़ा अलग है।

यह केवल लिखने का नहीं, बल्कि देखने, सोचने, बोलने, बनाने और महसूस करने का होमवर्क है। 🌈

#### 👤 1. हिंदी डिटेक्टिव बनो

घर में ऐसी 20 चीजें खोजिए जिनके नाम हिंदी में लिखे जा सकते हैं। **उदाहरण:** दरवाज़ा, तकिया, घड़ी, मेज़

📌 **कार्य:** वस्तु का नाम लिखिए, उसका पहला अक्षर रंगीन लिखिए, उस वस्तु का छोटा चित्र बनाइए

🎨 **2. मेरा शब्द पेड़** चार्ट पेपर पर एक बड़ा पेड़ बनाइए। 🌿 **पत्तियों में लिखिए:** अच्छे शब्द, मीठे बोल, जादुई शब्द, जैसे: धन्यवाद, कृपया, माफ कीजिए

🌸 **3. हिंदी खजाना खेल:** इन अक्षरों से 6 शब्द बनाइए: अ, क, म, र, प, ल

🏆 जो बच्चा सबसे ज्यादा शब्द बनाएगा, वह “हिंदी स्टार” कहलाएगा।

#### 📌 विशेष निर्देश

- ✅ सभी कार्य रंगीन और साफ-सुथरे होने चाहिए।
- ✅ चित्र, स्टिकर और सजावट का प्रयोग करें।
- ✅ A4 शीट / स्क्रेपबुक का उपयोग करें।
- ✅ अपनी कल्पना का पूरा उपयोग करें! ✨

🌟 Happy Holidays 🌈 “सीखो भी... खेलो भी... मुस्कुराओ भी!” 😊





# वचन बदलो Worksheet

Name:

class:

Date:

वचन बदलकर लिखो

एकवचन

बहुवचन

कमरा

-----

गमला

-----

पत्ता

-----

सड़क

-----

केला

-----

मेज़

-----

चाबी

-----

चींटी

-----

मछली

-----

नदी

-----

Name \_\_\_\_\_

Date \_\_\_\_\_

## मेरा विद्यालय

चित्र में रंग भरों।

बच्चे पढाई बगीचा  
शिक्षक शिक्षिकाएं खेल  
कक्षा प्रार्थना मस्ती मैदान



दिए गए शब्दों से १० वाक्य बनाइये ।

१. \_\_\_\_\_
२. \_\_\_\_\_
३. \_\_\_\_\_
४. \_\_\_\_\_
५. \_\_\_\_\_
६. \_\_\_\_\_
७. \_\_\_\_\_
८. \_\_\_\_\_
९. \_\_\_\_\_
१०. \_\_\_\_\_

# EVS

GRADE 3

WORKSHEET 1

Our body is amazing!

## I. CHOOSE THE CORRECT OPTION:

1



Which part of our body helps us to see things?

A) Ears

B) Teeth

C) Eyes

D) Hands

2



Which of the following part controls all the activities in our body?

A) Eyes

B) Ears

C) Brain

D) Nose

3



Which part of our body helps in breathing?

A) Heart

B) Brain

C) Lungs

D) None of these

4



Which part of our body helps us to watch television?

A) Eyes

B) Skin

C) Nose

D) Both (A) and (B)

5



\_\_\_\_\_ covers our entire body.

A) Eyes

B) Skin

C) Nose

D) Both (A) and (B)

## A. IDENTIFY THE PARTS OF THE BODY.

1



B \_ A \_ N

2



\_ Y E \_

3



L \_ N G \_

4



N \_ \_ E

5



M \_ U T \_

6



H \_ A \_ T

7



K I \_ N \_ Y \_

8



S \_ O M A \_ \_



# SAFETY



★ Q: Fill in the blanks with the correct answers from the word bank below.

handlebars | helmet | head | seatbelts | crossing

1



Don't put your \_\_\_\_\_ out of the window.



2



Put both hands on the \_\_\_\_\_ while cycling.



3



Wear a \_\_\_\_\_ when you are riding a bicycle.



4



Look both ways before \_\_\_\_\_ the road.



5



Fasten your \_\_\_\_\_ when you are sitting in the car.







## EVS Revision worksheet-1

Q.1 Match the following: -

- |                                    |                         |
|------------------------------------|-------------------------|
| (a) Jumping a red light            | 1. makes one fall       |
| (b) Running up and down the stairs | 2. causes burns         |
| (c) Sharp-edged objects            | 3. cause road accidents |
| (d) Boiled water                   | 4. cause cuts           |

Q.2 State true (T) or false (F):

- (a) It is all right to jump traffic lights.
- (b) It is safe to play near busy roads.
- (c) Our skin helps us to taste delicious chocolate.
- (d) Our nose helps us to identify the colors of beautiful flowers.
- (e) Our ears help us to listen to our favorite music.

Q.3 Answer the following questions -

- 1. Mention any two precautions that must be taken while using sharp objects (any 1)
- 2. Why should we not throw stones at a stray animal?

## EVS Revision worksheet-2

Q.3 Case-based questions-Riya was learning about the human body in her science class. Her teacher explained that our body has many important organs. Some organs help us see, hear, smell, taste, and feel. These are called sense organs. They are connected to the brain, which helps us understand our surroundings.

Read the passage and answer the questions:

- 1. What are sense organs?
  - a) Organs that help us run
  - b) Organs that help us breathe
  - c) Organs that help us to sense things around us.
  - d) Organs that digest food
- 2. Which of the following is a sense organ?
  - a) Heart
  - b) Eyes
  - c) Lungs
  - d) Stomach
- 3. Where are the eyes located?
  - a) On the hands
  - b) On the face
  - c) On the legs
  - d) On the stomach
- 4. The ears are located on the \_\_\_\_\_.
  - a) feet
  - b) back



- c) sides of the head
- d) arms
- 5. Sense organs are connected to the \_\_\_\_\_.
- a) bones
- b) muscles
- c) brain
- d) teeth
- 6. Which sense organ helps us taste food?
- a) Nose
- b) Tongue
- c) Skin
- d) Eyes

## Math's- Grade 3

### Task 1 Number scramble

**Number Scramble**

Directions: Using the numbers in the number bank, create a six-digit number based on the clues given.

**3    1    7    8    4    2**

① What is the smallest six-digit numbers can you make?

○    ○    ○    ○    ○    ○

② What is the largest six-digit numbers can you make?

○    ○    ○    ○    ○    ○

③ What is the smallest six-digit numbers can you make that has 3 in the ones place?

○    ○    ○    ○    ○    ○

④ What is the smallest six-digit numbers can you make that has 1 in the tens place?

○    ○    ○    ○    ○    ○

⑤ What is the smallest sic-digit numbers can you make that ends in an odd number?

○    ○    ○    ○    ○    ○



## Task 2: Magic of Addition

Good job in solving the puzzles! This time let us discover the name of the Mathematician who contributed on the concept of volume from the objects on the previous activity. Pair up the answer in the addition sentences with the answers in the box to figure out the name.

1 2 3 4 5 6 7 8 9 10

1 
$$\begin{array}{r} 3\ 478 \\ + 4\ 588 \\ \hline \end{array}$$

2 
$$\begin{array}{r} 2\ 839 \\ + 5\ 905 \\ \hline \end{array}$$

3 
$$\begin{array}{r} 7\ 365 \\ + 8\ 367 \\ \hline \end{array}$$

4 
$$\begin{array}{r} 3\ 389 \\ + 4\ 590 \\ \hline \end{array}$$

5 
$$\begin{array}{r} 2\ 399 \\ + 7\ 389 \\ \hline \end{array}$$

6 
$$\begin{array}{r} 5\ 338 \\ + 3\ 997 \\ \hline \end{array}$$

7 
$$\begin{array}{r} 7\ 336 \\ + 7\ 389 \\ \hline \end{array}$$

8 
$$\begin{array}{r} 4\ 893 \\ + 2\ 778 \\ \hline \end{array}$$

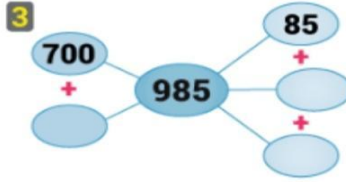
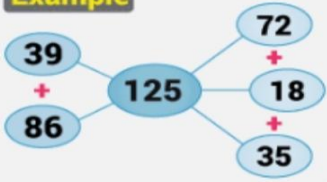
9 
$$\begin{array}{r} 4\ 827 \\ + 3\ 289 \\ \hline \end{array}$$

10 
$$\begin{array}{r} 1\ 289 \\ + 4\ 588 \\ \hline \end{array}$$

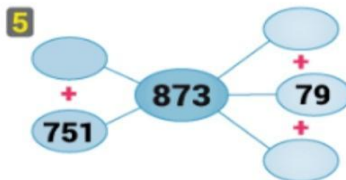
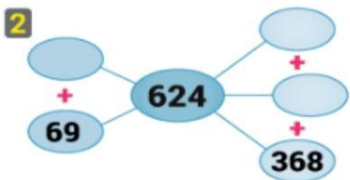
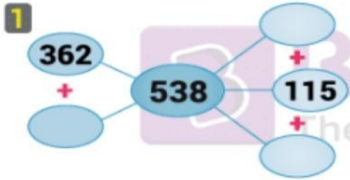
I 9 788	A 8 066
E 14 725	E 8 116
C 15 732	M 9 335
D 7 671	R 8 744
H 7 979	S 5 877



**Example**



Find the missing numbers :



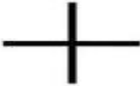
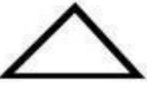



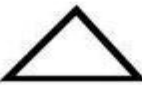



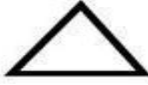


**Task-3 : Sudoku**

## Shape Sudoku

Draw the missing shapes in the correct square.

Each shape must only appear once in each row and column.



## Task 1: Live and interesting worksheet

[▶ https://www.liveworksheets.com/worksheet/en/math-place-value/1410223](https://www.liveworksheets.com/worksheet/en/math-place-value/1410223)

[▶ https://www.liveworksheets.com/worksheet/en/math-addition-and-subtraction/8181146](https://www.liveworksheets.com/worksheet/en/math-addition-and-subtraction/8181146)

## Task 2: Learn and Write Table From 2-15.

### Computer:

#### Section A – Fill in the Blanks

1. IPO stands for \_\_\_\_\_ Process Output.
2. The CPU is called the \_\_\_\_\_ of the computer.
3. The keyboard is an \_\_\_\_\_ device.
4. The output of one process can be the \_\_\_\_\_ for another process.
5. ALU stands for \_\_\_\_\_ Logic Unit.

#### Section B – True or False

1. A keyboard and webcam are examples of output devices. \_\_\_\_\_
2. A printer is an input device. \_\_\_\_\_
3. The control unit can store data and instructions \_\_\_\_\_
4. IPO cycle means Input Process Output. \_\_\_\_\_
5. The CPU is fixed inside the monitor of a computer \_\_\_\_\_

#### Section C – Short Answer Questions

1. What is meant by the IPO cycle?
2. Name the different parts of the CPU?
3. Name any two input devices and output devices?
5. Write the full form of  
a- ALU b- CPU c- MU d- IPO

#### Section D – Multiple Choice Questions

1. Which device is used to type letters?

- Monitor •  Keyboard •  Printer •  Speaker

2. Which device shows output?

- Mouse •  Scanner •  Monitor •  Keyboard

3. What is called the brain of the computer?

- Mouse •  CPU •  Printer •  Monitor















**Fun Worksheets:**

**1- Identify the Input, process, and output in each set of pictures given below:**

Name : \_\_\_\_\_ Date : \_\_\_\_\_


Fill in the boxes with the letters " I , P and O " .


I - Input			P - Process	O - Output	Teacher remarks
Making Orange Juice					
 <input type="text"/>	 <input type="text"/>	 <input type="text"/>			<input type="text"/>
Making Birthday cake					
 <input type="text"/>	 <input type="text"/>	 <input type="text"/>			<input type="text"/>
Making clay model					
 <input type="text"/>	 <input type="text"/>	 <input type="text"/>			<input type="text"/>
Adding two numbers					
$15 + 25 =$ <input type="text"/>	15 and 25 <input type="text"/>	Sum = 40 <input type="text"/>			<input type="text"/>
When you do some works on the computer ...					
 <input type="text"/>	 <input type="text"/>	 <input type="text"/>			<input type="text"/>


My Little J&J's classroom



 **Fun Activities**

 Draw and color one input device and one output device in a scrapbook.

 Paste pictures of CPU parts in your notebook. (keep colorful labelling)

 **Bonus Brain Challenge**

What would happen if computers had no CPU?



# ART & CRAFT

## SUMMER HOLIDAY HOMEWORK



CLASS - 3

**NOTE-** Kindly make your work neat and creative. Use colourful materials and paste the work in a handmade folder.

### 1. THREE COLOUR PAPER FLOWER

Make a beautiful flower using paper in three colours as shown in the example.

Use any three colours of your choice.

Make it neat and attractive.

Example:



### 2. PAPER WEAVING ART


Make any one paper weaving using coloured paper.

Some ideas are:

- Paper Weaving Mat
- Paper Weaving Bag
- Paper Weaving Heart
- Paper Weaving Fish

Make it neat and colourful.

Example Ideas:



### Project / Model Allotment

**Group – 1 (Roll Nos. 1 to 5)**

**Subjects:** Mathematics & EVS

**Group – 2 (Roll Nos. 6 to 10)**

**Subjects:** Hindi & English

**Group – 3 (Roll Nos. 11 to 15)**

**Subjects:** Hindi & Maths

**Group – 4 (Roll Nos. 16 to 21)**

**Subjects:** English & EVS



## Math's

### Task 1 - Model (Anyone)

👉 <https://pin.it/56OzISZ4P> odd and even numbers

👉 <https://pin.it/3YpTqecGT> spin time

👉 <https://pin.it/6L4MggKSp> Types of fractions

## COMPUTER

### 🚀 Creative Projects:

🗣️ Create an IPO cycle chart using colorful arrows.

## EVS

### “Safe or Unsafe?” Traffic Light Chart -

Students have to create a puppet that demonstrates the three lights of good touch and bad touch.

<https://in.pinterest.com/pin/61713457391312505/>



### Healthy vs Junk Food Sorting Game 🍔 🥗-


Students create 2 pockets or baskets of Cutouts of foods, then sort foods into  Healthy and  Junk.

<https://in.pinterest.com/pin/391109548912886190/>



## English

**Sentence Jigsaw Puzzle - Students** have to create a jigsaw puzzle to make a meaningful sentence.



<https://in.pinterest.com/pin/713679872200740970/>

**Pizza Noun Craft - Students** have to create a unique pizza of toppings that contains different types of nouns like collective, abstract, material, common, proper, singular, or plural nouns.



Reference - <https://in.pinterest.com/pin/12314598971141372/>