



FLORENCE INTERNATIONAL SCHOOL
(Sr Secondary Affiliated with CBSE)
ISO 21001:2018

SUMMER

HOLIDAY HOMEWORK

Grade - 2nd



MESSAGE TO ♥ PARENTS ♥

HOLIDAY HOMEWORK

Let's Keep Them *Learning*!
Through the *Summer Break!*

Summer holidays are a wonderful time for children to relax, explore, and learn in fun and creative ways. The holiday homework has been thoughtfully designed to help students revise concepts, develop creativity, and continue learning while enjoying their break.

We encourage you to guide and motivate your child to complete the activities independently and neatly. Reading storybooks, practicing good handwriting, engaging in conversations, and exploring new ideas every day will greatly help in building confidence and knowledge.

Let us work together to make this summer both enjoyable and meaningful for our young learners.

EXPLORE

DREAM

LEARN

GROW

Happy
Summer
Vacation!

Wishing you and your family a *happy, safe, and learning-filled* summer vacation! ♥

Regards, ♥
Class Teacher

English

Note: Complete your holiday homework neatly and sincerely in your Holiday Homework Notebook provided by the school only, except for the activity and project.

My Daily Family Activities

Spend quality time with your family during this summer holiday and complete the activities mentioned below.



My Daily Family Activities

Small steps every day, build big habits!

Do one activity every day and write about it!

- 

1 Help in watering plants daily and write 2 lines about it.
- 

2 Help fold clean clothes and write how you helped your family.
- 

3 Read a storybook aloud for 10 minutes and write your favourite part.
- 

4 Help set the dining table and write how it made you feel.
- 

5 Spend time talking to grandparents and write one thing you learned.

Happy families make happy hearts!

✿ Happy Summer Writing ✿






Read, think, and answer.


A DAY at the BEACH


Read the passage and answer the questions.

Aman went to the beach with his family during summer vacation. He wore a blue cap and carried a yellow bucket. Aman made a big sandcastle near the water. His sister collected pretty shells from the sand. In the evening, the family watched the sunset together and ate ice cream. Aman said it was the happiest day of his holiday.

Answer the Questions

- 1 Where did Aman go? _____ 
- 2 What color was Aman's cap? _____ 
- 3 What did Aman make near the water? _____ 
- 4 What did his sister collect? _____ 
- 5 What did the family do in the evening? _____ 

Memories made at the beach stay in our hearts! 



Let's describe the picture



QUESTIONS

- 1 What items are in the shopping cart?


- 2 Who is helping at the counter?

- 3 What fruits and vegetables can you see?

- 4 What would you buy from the store?

- 5 Write 3-4 sentences about shopping.

VOCABULARY WORDS



English Grammar Worksheet:

COLLECTIVE NOUNS

Fill in the blanks with appropriate collective nouns used for the following pictures.

HINT BOX

a flock of
a school of

a herd of
a bunch of


a pack of
a colony of

a pride of
a team of

a swarm of
a gang of



1. _____ lions



2. _____ elephants




3. _____ wolves



4. _____ birds




5. _____ bees



6. _____ fish



7. _____ bananas



8. _____ ants



9. _____ players



10. _____ thieves



Rearrange and make sentences:

REARRANGE THE FOLLOWING WORDS TO MAKE MEANINGFUL SENTENCES



Write the correct sentence on the line.

1

sun. The bright is



2

a I red have ball.



3

my toys. I like



4

school go I to every day.



5

good. She a girl is



6

apples. red These are



7

at bark. The dog



8

beautiful. is The garden



Revision Worksheets for summer

Write the text connection:

A- Who said?

- 1- We are tired of picking and putting food_____
- 2- We are tired of chewing all the food_____
- 3- It seems we were wrong_____

B- Underline the correct option to complete the following:

- 1- The body parts were (a- happy, b- angry)
- 2- The body parts held a (a- party, b- meeting)
- 3- The body parts started feeling. (a- strong, b- weak)

C- Answer the following:

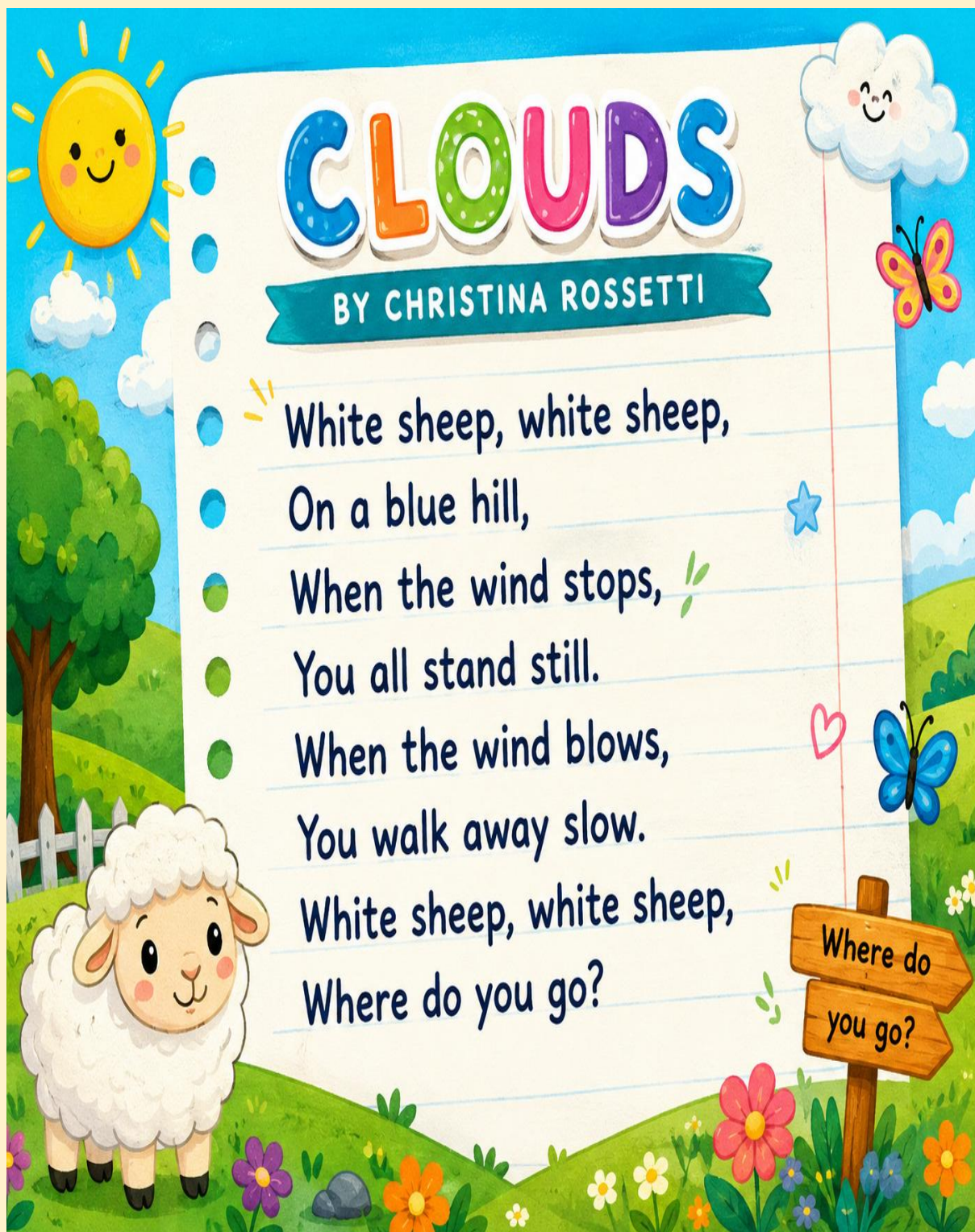
- 1- Why were the body parts angry?
- 2- Who were Bo and Peep?
- 3- What, according to the tongue, was unfair?
- 4- How was the sheep special?

D- Write P for proper noun and C for common noun:

- 1- Snow white_____
- 2- Park_____
- 3- Earth_____
- 4- Noddy_____

E- Write the meaning of each word given below:

- 1- Tame
- 2- Fleece
- 3- Unfair
- 4- Refused





SUMMER BINGO



1

Name 3 things from a construction site.



2

Write 3 things you see in a park while playing.



3

Write 3 things that are included in a balanced diet.



4

Write 3 things you wear on your head.



5

Name 3 things which remind you of your school.



6

Name 3 things which rhymes with BUY.

7

Write 3 words which start with RE-.



8

Name 3 things that can fly.



9

Name 3 Vegetarian dishes.



E.V.S Holiday Homework G2

Note: Complete your holiday homework neatly and sincerely in your Holiday Homework Notebook provided by the school only, except for the activity and project.

**EVS
WORKSHEET**
Types of Houses

Fill in the blanks

(1) 

(2) 

(3) 

(4) 

(5) 

(6) 

Revision Worksheets

Q.1 Fill in the blanks-

- A. _____ is used for walking. (Hands/Legs).
- B. Different _____ have different types of work. (Body parts/ car engine).
- C. _____ digests all the food. (Brain/Stomach)
- D. We should keep our body _____ (healthy and clean/dirty and filthy).
- E. _____ helps to kick the ball. (Legs/finger)
- F. _____ is a sense organ. (Eyes/Lungs)

Q.2 Tick the correct option –

- A. The organ that helps you to smell is –
a. Eyes b. Nose c. Tongue d. All of these
- B. We should eat _____ to keep our body healthy and strong.
1. Fruits and vegetables 2. Chips and cold drinks 3. Air 4. None of these
- C. This is a part of our body that does special work.
1. Engine 2. Organ 3. Shoes 4. Cycle
- D. Lungs help us to –
a. Dance b. paint c. breathe d. All of these

Q.3 Unjumble the words -

- a. CKEN _____
- b. LBEWO _____
- c. SNLGU _____
- d. TAHRE _____ May _____

Q.4 Answer the following questions -

- a. Name any four body parts that you cannot see from the outside?
- b. Which body part beats fast when you run? Where is it located in the body?

Q5. Think and Write

Personal Hygiene Products

1. I dry my hands with a _____.



2. I use _____ in the restroom.



3. I comb my hair with a _____.



4. I use a _____ to see me.



5. I put _____ on my toothbrush.



6. I wash my hair with _____.



7. I brush my teeth with a _____.




8. I clean my body with a _____.



CROSSWORD FUN ✂


Q6. Read the clues and fill in the crossword with the correct words.




CROSSWORD FUN

Our Amazing Body & Healthy Habits


1 This helps us to write -




a. Hands



b. Legs



c. brain




d. Lungs

1


2

3


2 Rise early in the morning and sleep early during the -




a. Day



b. Night




c. evening




d. None of these


3 Organs that can be seen or touched are called -




1. Internal organs




2. Sense Organs



3. External Organs



4. All of these



Learn, Think and Stay Healthy!

हिंदी

🌟 ✨ कक्षा - 2

📁 "मस्ती वाली हिंदी"- रचनात्मक ग्रीष्मावकाश कार्य 2026-27 📖 🎨

प्रिय बच्चो 🧒 🧒 ,

इस बार छुट्टियों का होमवर्क थोड़ा अलग है।

यह केवल लिखने का नहीं, बल्कि देखने, सोचने, बोलने, बनाने और महसूस करने का होमवर्क है। 🌈

📌 विशेष निर्देश

- ✅ सभी कार्य रंगीन और साफ-सुथरे होने चाहिए।
- ✅ चित्र, स्टिकर और सजावट का प्रयोग करें।
- ✅ A4 शीट / स्क्रेपबुक का उपयोग करें।
- ✅ अपनी कल्पना का पूरा उपयोग करें! 🌟

🌟 Happy Holidays 🌈 "सीखो भी... खेलो भी... मुस्कराओ भी!" 😊

🌈 1. मेरा "समर स्क्रेप बुक" एक छोटी कॉपी या फाइल बनाइए और उसमें -रोज़ की एक मजेदार बात लिखें। चित्र बनाएं या फोटो चिपकाएँ। हर पेज पर एक नया हिंदी शब्द लिखें। **उदाहरण:** आम, बादल, तितली आदि।

🍌 2. "फलों की दुनिया" एक्टिविटी 3 फलों के चित्र बनाकर उनके बारे में 2-2 पंक्तियाँ लिखें। जैसे — आम पीला और मीठा फल है। इसमें विटामिन होते हैं।

🏠 3. घर में हिंदी खोजो

घर में रखी 20 चीजों के नाम हिंदी में लिखें। जैसे — कुर्सी, दरवाज़ा, तकिया, घड़ी आदि।

नीचे दिए गए वर्कशीट १ और २ को पूरा कर ।

नाम _____

कक्षा _____

शेर की पार्टी

नीचे दिए गए गद्यांश को ध्यान से पढ़कर प्रश्नों के उत्तर लिखो ।

जंगल में शेर ने पार्टी रखी। सभी जानवर आए। बंदर ने डांस किया, हाथी ने पानी छिड़का, और तोते ने गाना गाया। शेर ने सबको धन्यवाद दिया।

प्रश्न:

1. शेर ने क्या रखा?

मीटिंग

पार्टी

खेल

उत्तर: _____

2 .बंदर ने क्या किया?

गाना गाया

पानी छिड़का

डांस किया

उत्तर: _____

3 .हाथी ने क्या किया?

• पानी छिड़का

• गाना गाया

• डांस किया

उत्तर: _____

4 . तोते ने क्या किया?

• गाना गाया

• खेला

• उड़ गया

उत्तर: _____



PICTURE STORY

तस्वीरों के नीचे दिए गए स्थान पर सही शब्द लिखकर कहानी को पूरा करें।

Fill in the blanks under the pictures and complete the story.

(दादाजी, पौधों, गुलाब, बहन, दादीजी, बगीचे, पानी)



पिछले रविवार को मैंने अपने के साथ हमारे बगीचे



में काम किया। हमने में कुछ नए पौधे लगाए। मैंने



..... को देने में दादाजी की मदद की।



मैंने एक का पौधा भी लगाया। मेरी

को गुलाब के फूल बहुत पसंद हैं। मैं और मेरी



अब, पौधों के बड़े होने का इंतज़ार करेंगे।

Maths

Note: Complete your holiday homework neatly and sincerely in your Holiday Homework Notebook provided by the school only, except for the activity and project.

Name: _____ Date: _____

Circle the correct number.

3 tens 4 ones	<u>34</u> 56 43	5 hundreds 6 tens 1 ones	561 651 165
2 hundreds 5 tens 9 ones	295 259 290	0 hundreds 9 tens 6 ones	960 96 69
4 hundreds 0 tens 4 ones	440 444 404	1 hundred 5 tens 3 ones	135 153 53
9 hundreds 8 tens 3 ones	938 893 983	8 hundreds 8 tens 0 ones	800 808 880
5 hundreds 6 tens 1 ones	561 615 516	7 hundreds 9 tens 5 ones	597 795 759

Write the correct expanded form:

**SUPERSTAR
WORKSHEETS**

Expanded Form

Name: _____

Date: _____

Write the expanded form of each number.

$85 = \underline{80} + \underline{5}$

$68 = \underline{\quad} + \underline{\quad}$

$56 = \underline{\quad} + \underline{\quad}$

$83 = \underline{\quad} + \underline{\quad}$

$94 = \underline{\quad} + \underline{\quad}$

$26 = \underline{\quad} + \underline{\quad}$

$42 = \underline{\quad} + \underline{\quad}$

$64 = \underline{\quad} + \underline{\quad}$

$39 = \underline{\quad} + \underline{\quad}$

$13 = \underline{\quad} + \underline{\quad}$

$21 = \underline{\quad} + \underline{\quad}$

$97 = \underline{\quad} + \underline{\quad}$

$52 = \underline{\quad} + \underline{\quad}$

$78 = \underline{\quad} + \underline{\quad}$

$75 = \underline{\quad} + \underline{\quad}$

$59 = \underline{\quad} + \underline{\quad}$

$95 = \underline{\quad} + \underline{\quad}$

$18 = \underline{\quad} + \underline{\quad}$

Addition:

Sheet 1

Arabiya Family

$$\begin{array}{r} 53 \\ + 16 \\ \hline \end{array}$$

$$\begin{array}{r} 36 \\ + 17 \\ \hline \end{array}$$

$$\begin{array}{r} 10 \\ + 39 \\ \hline \end{array}$$

$$\begin{array}{r} 27 \\ + 45 \\ \hline \end{array}$$

$$\begin{array}{r} 25 \\ + 14 \\ \hline \end{array}$$

$$\begin{array}{r} 63 \\ + 34 \\ \hline \end{array}$$

$$\begin{array}{r} 52 \\ + 15 \\ \hline \end{array}$$

$$\begin{array}{r} 23 \\ + 25 \\ \hline \end{array}$$

$$\begin{array}{r} 37 \\ + 53 \\ \hline \end{array}$$

$$\begin{array}{r} 42 \\ + 19 \\ \hline \end{array}$$

$$\begin{array}{r} 59 \\ + 23 \\ \hline \end{array}$$

$$\begin{array}{r} 66 \\ + 31 \\ \hline \end{array}$$

$$\begin{array}{r} 45 \\ + 23 \\ \hline \end{array}$$

$$\begin{array}{r} 55 \\ + 29 \\ \hline \end{array}$$

$$\begin{array}{r} 46 \\ + 10 \\ \hline \end{array}$$

$$\begin{array}{r} 29 \\ + 36 \\ \hline \end{array}$$

$$\begin{array}{r} 16 \\ + 18 \\ \hline \end{array}$$

$$\begin{array}{r} 32 \\ + 27 \\ \hline \end{array}$$

$$\begin{array}{r} 37 \\ + 25 \\ \hline \end{array}$$

$$\begin{array}{r} 48 \\ + 22 \\ \hline \end{array}$$

Find the Value:

Place Value

Hundreds, Tens, and Ones

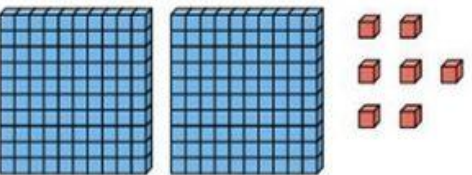
Count the hundreds, tens, and ones. Write the number.
[10 points]

a. 


tens	ones

b. 

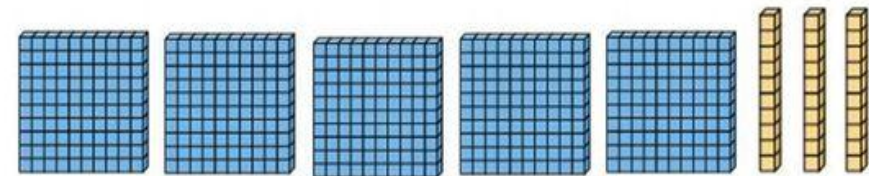
tens	ones

c. 

hundreds	tens	ones

d. 

hundreds	tens	ones

e. 

hundreds	tens	ones

Colour by code:

Name: _____

Solve each math fact. Color by code.


Black = 1

Black = 2

Green = 3

Red = 4

Red = 5



What comes after, before, and In Between:

What comes after?

67

86

74

59

93

85

64

77

90

54

99

79

What comes before?

← 84

← 91

← 55

← 96

← 88

← 92

← 68

← 75

← 62

← 72

← 65

← 71

What comes in between?

58 60

63 65

94 96

85 87

57 59

87 89

69 71

54 56

70 72

75 77


79 81

82 84

Computer:

Note: Holiday Homework to be done in your school Computer Notebook.


1- How the computer works:



Parts of a Computer

Fill in the Missing Letters

- M _ N _ T _ R
- K _ Y B _ A _ D
- M _ U _ E
- C _ U
- S _ E _ K _ R S
- C _ M P _ T _ R



Color the following:

- Monitor - Blue
- Keyboard - Green
- Mouse - Red
- CPU - Yellow
- Speakers - Orange


Think and Answer 😊

- Which part shows pictures? _____
- Which part is used for typing? _____
- Which part gives sound? _____
- Which part moves the pointer? _____
- Which part is called the brain? _____
- Do you like using a computer? Yes / No

Fill in the Blanks

Use the words: **Monitor, Mouse, CPU, Keyboard, Speakers**

- The _____ shows pictures and videos.
- The _____ is used to type letters and numbers.
- The _____ moves the cursor on the screen.
- The _____ is called the brain of the computer.
- The _____ give sound.
- A _____ helps us learn and work.



General Knowledge

Daily Summer Reading Task:

1- Read about **exotic trees every day** and try to learn something new about them.

Only My English.com
Grammar

Trees Name in English

 Banyan	 Peepal	 Sandal	 Oak
 Polyalthia	 Pine	 Teak	 Babul
 Sal	 Rosewood	 Nutmeg	 Neem



ART & CRAFT

SUMMER HOLIDAY HOMEWORK



CLASS - 2

NOTE- Kindly make your work neat and creative. Use colourful materials and paste the work in a handmade folder.

1. RAINBOW CLOUD HANGING

Make a beautiful rainbow cloud hanging using paper as shown in the example.

Use colourful paper strips to make the hanging chains.

Make it neat and attractive.

Example:



2. ANIMAL MASK MAKING

Make any one animal mask using paper plate or cardboard.

Some ideas are:


- Lion
- Panda
- Tiger
- Elephant

Decorate it with colours.

Make it neat and attractive.

Example:



 **Kindly Note: -**

- Complete your holiday homework neatly and sincerely in your Holiday Homework Notebook provided by the school only.
- Maintain proper handwriting and presentation in all subjects.
- Arrange all work subject-wise in an organized manner.
- *Revise PT1 Syllabus.
- *Do the PT1 Worksheets in your subject-wise notebooks.
- *Submission date

Project /Models: -

Homework and Project: - 8th July 2026

English Writing Practice – Page Nos. 6-12

Hindi Writing Practice – Page Nos. 6-12

- Develop a reading habit by exploring storybooks, newspapers, or magazines, collecting new words, and finding their meanings.

 **PROJECT ACTIVITY**

Project Allotment:

Group 1

(Roll no 1-3): Maths and E.V.S

Group 2

(Roll no 4-6): Maths and English

Group 3


(Roll no 7-9): English and E.V.S

English:

Project Title: **“My Pronoun Garden”**

Aim: To learn pronouns in a fun and creative way.

Materials Needed:

- Coloured chart paper or scrapbook.
- Scissors 
- Glue

- Sketch pens/crayons
- Pencil
- Decorative stickers (optional)

References images:



🧠 PROJECT ACTIVITY

E.V.S:

To whom this project may refer:

1- Create a model of -

A. A Tent

<https://in.pinterest.com/pin/2111131073382150/>

B. Create: A Lung anatomy -

<https://in.pinterest.com/pin/140806234785830/>

Maths:

Project Title: “Rocket Race Counting Board” 🚀

Aim: To help children learn **number recognition, counting, and simple number matching** through play.

Materials Required:

- Cardboard or thick chart paper
- Coloured paper or crayons/sketch pens
- Glue and scissors ✂️
- 2 small paper rockets 🚀
- String or wool thread
- 2 dice 🎲
- Marker pen

Reference link: <https://pin.it/4nUSkH3R1>

Reference Picture:



-----Happy Holidays -----