

FLORENCE INTERNATIONAL SCHOOL

SUMMER VACATION ASSIGNMENT (2022-23)

GRADE-1

Dear Parents,

Summer Vacations is that time of the year when children should be positively engaged and involved in various interesting activities that helps to build up a strong foundation of learning and gives them the opportunities to explore their immediate environment , develop logical reasoning, strengthen their hidden talents and learn by their own experiences and observations.

Here is a list of activities recommended for our young learner that will provide a good platform to explore new horizons.

- Follow a healthy daily routine.
- Follow a time-table. Fix study hours, playing time, reading time etc.
- Water plants and feed the birds.
- Spend quality time with grandparents and other family members
- Help your mother in the kitchen and do simple house hold chores.
- Build and improve your vocabulary through crosswords jumbled words, solve riddles and word puzzles etc.
- Engage yourself in creative activities like, clay moulding , art & craft, paper origami, dress designing for dolls, singing, dancing .
- You can either copy the worksheet or take printouts of the sheets and paste it in your notebook.

ENGLISH:

Vowels Sounds

Write in the correct vowel sound to complete each word:

The English alphabet is made up of 26 Letters.

Five of these letters are called Vowels.

They are a e i o u

1) _ pple



5) b _ nch



2) s _ t



6) v _ n



3) d _ g



7) b _ s



4) s _ n




8) p _ g



Picture Composition with helping words

The Elephant



biggest	trunk	Gray	body	forest
---------	-------	------	------	--------

1. An elephant is the _____ animal on the earth.
2. It has big _____.
3. It has a long _____.
4. It lives in the _____.
5. Elephant color is _____.

Read the following passage and
answer the questions:

I have a friend.
His name is Tim.
Tim has a remote control car.
We play with the car.



1. I have _____.

- a) a car.
- b) a friend.
- c) a pen.



2. His name is _____.

- a) Tim.
- b) Tom.
- c) Ben.

3. Tim has _____.

- a) a car.
- b) a friend.
- c) a pen.



Reading Comprehension

Read the short passage and answer the questions.

Baking Kate

Kate likes to bake.
She will bake a cake.
She will share her cake
with Jake!



1. What does Kate like to do?

- sing bake eat

2. What will she bake?

- cake pie potatoes

3. Who will she share with?

- Sam Jake dad

English 1. Pick out any two words everyday from the newspaper, magazines or old book for seven days. Cut and paste in the A4 size sheet.

2. Practice one page writing daily (cursive writing book)



3. Read and learn Chapter- 1 to 5 English Course book.


MATHS

NOTE: Paste all the worksheets in class work note book

Counting Caterpillars

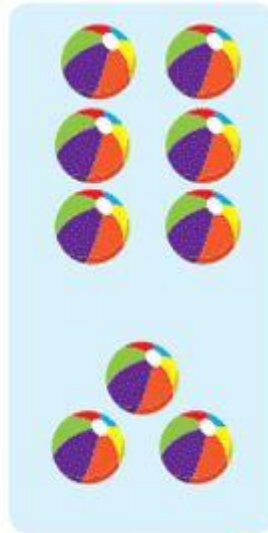
Fill in the missing numbers on the caterpillars by counting from 1 to 20



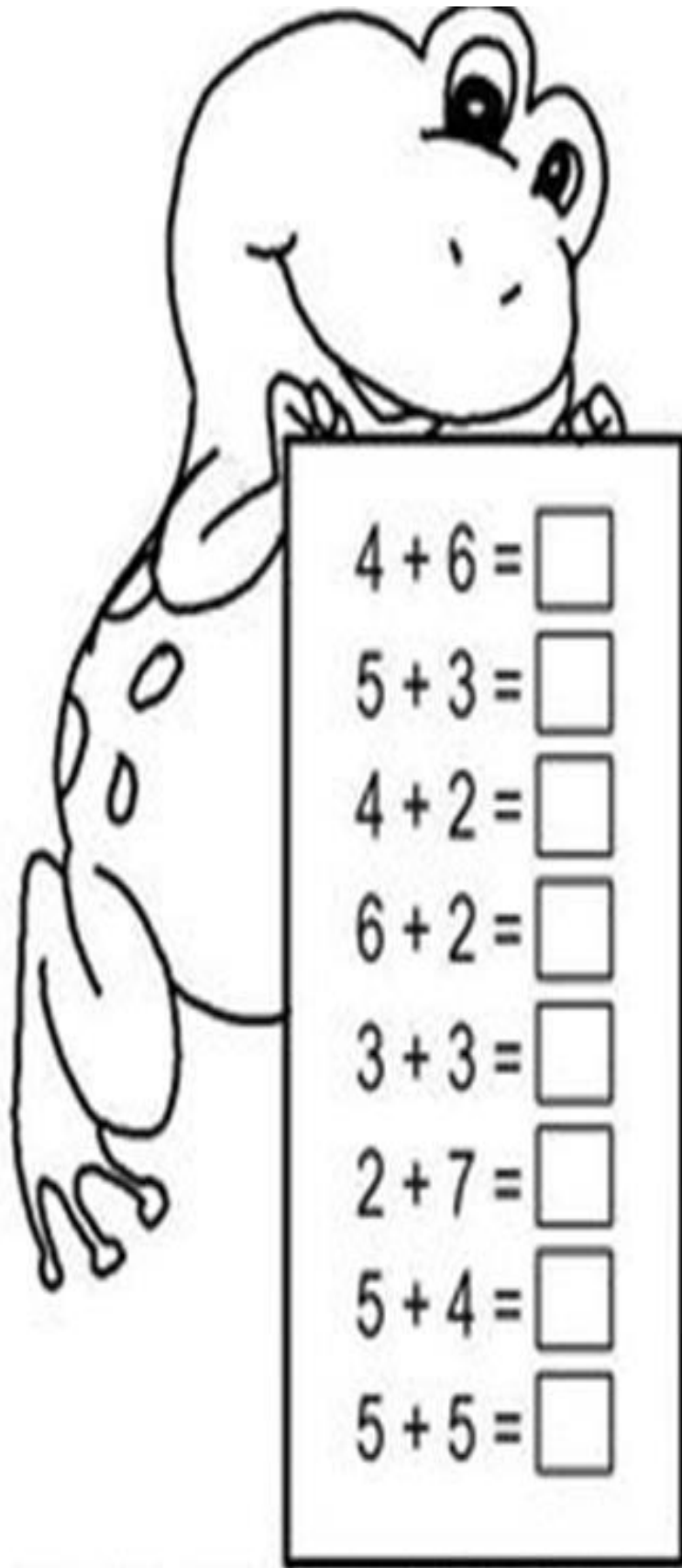


MORE AND LESS

Circle the **less** number pictures in each group.



Addition:



$4 + 6 = \square$

$5 + 3 = \square$

$4 + 2 = \square$

$6 + 2 = \square$

$3 + 3 = \square$

$2 + 7 = \square$

$5 + 4 = \square$

$5 + 5 = \square$

*Keep revising

1. What comes after, before, between (1- 20)
2. Backward Counting (20 -1)
3. Smallest to biggest and Biggest to smallest (1 to 20)
4. Numbers name 1 to 20.
5. Chapter- 1 and 2
6. Table 2 and 3

Hindi:

NOTE: Paste all the worksheets in class work note book

1. Learn and revise swar and vyanjan

प्रश्न 1. चित्रों के नाम चुनकर लिखिए -



टमाटर , किला , माचिस , खत , जहाज़ , कान

बिना मात्रा के शब्द

२ अक्षर वाले रिक्त स्थान भरें



न__



फ__



ज__



घ__



ब__



ए__



ख__



र__



ह__



व__



ब__



ध__

बिना मात्रा के शब्द

3 अक्षर वाले रिक्त स्थान भरें



बिना मात्रा के शब्द

४ अक्षर वाले रिक्त स्थान भरें



बर___



अद___



शर___



कस___



गर___



थर___



टम___



अच___



अज___



शल___



गप___



तर___

E.V.S

NOTE: Paste worksheet in Evs notebook

Self Introduction

What's your name?

Hello! My name is _____.



How old are you?

I am _____ years old.



How are you?

I'm _____.



Where are you from?

I'm from _____.



Where do you live?

I live in _____.



What school do you go to?

I go to _____ school.

What subject do you like?

I like _____.



What subject don't you like?

I don't like _____.



That's me!

Note: Do the following work in scrap notebook

1. Paste the picture of
 - a) Healthy habits
 - b) Ten things that we get from plant
 - c) Different kinds of grains
 - d) Make a model of any type of house using material available at home

General Knowledge

Learn and Revise(Atleast ten spellings)

1. Weeks Name
2. Fruits Name
3. Vegetables name
4. Colours Name
5. Body parts

COMPUTER

- 1) Rearrange the jumbled words:
 - a) BEYKOARD -----
 - b) ARTSMONEPH -----
 - c) CUPTEROM -----
 - d) ATBELT -----

e) EAMCHIN -----

f) SEDKPTO -----

g) ORFINAMIOTN-----

2) Draw the picture of computer with its part on paint and bring a printout on A3 size sheet.

3) Learn chapter 1 and 2 exercise part only.

4) Find the activities where computers are being used and do activity in practical and paste pictures.

ART AND CRAFT

Craft - make party prop at home.

1-Fly Hut page number-9

2- Honey bee page number-18

NOTE:

1. Learn and revise the lesson taught in the class and complete your pending work.

2. All worksheets paste in your subject notebook.

3. Read 1 page of Hindi and English Daily.

