



# FLORENCE INTERNATIONAL SCHOOL


Recognised by U.P. Government | To Be Affiliated with CBSE



## ABC

# Holiday Homework

2019-20



$$4 \times 6 = 24$$

**+91-9971076677**

**+91-9971140555**

☉ info@fis.school ☉ www.fis.school

Plot No. H5-2, Sector-3, Greater Noida (West), Uttar Pradesh - 203207

Dear Parents,

*Happiness is in the air.*

Long awaited summer holidays are again ready to welcome you with their warm showers!

The Summer Vacation has begun. Summer Holidays give a chance for students to relax. During holidays, leisure replaces work as a priority. Besides relaxing the students should keep in mind the execution of the assigned work in a well planned manner. You may have to help your child to complete the home-work. Some points to be kept in mind:

1. You need to take a print out of the home-work sheets and submit the same in a properly labeled folder or as per the instructions given.
2. Provide the required assistance to your child to complete the home-work.
3. Make sure that your child submits the completed holiday home-work to the class teacher when the school re-opens after the summer vacation.

Please take care of the neatness of the work.

Please take note of the following instructions:


- Encourage your child to converse in English.
- Encourage your child to read books.
- Try to spend quality time with your child. Try to keep them away from TV and mobile.

**WISHING ALL THE KIDS A HEALTHY AND HAPPY HOLIDAYS**

Summer Break – May 18 to June 30.

## Fun with the family !!


Paste a photograph or draw a picture of any place you visited during your summer holidays.



### Project Work

- Flash card (Alphabets)
- Make Number Game.
- Record one action poem, which your child has learnt during the break and send a video to school mail id.

Colour the picture as i am.




**Boy**



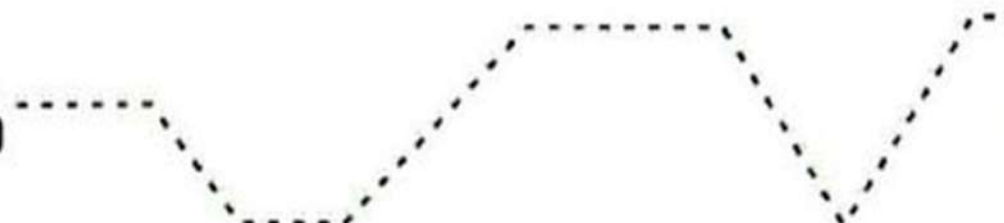
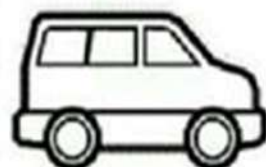

**Girl**







Trace the pattern with pencil only.



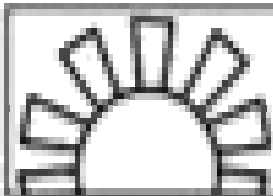
Trace the pattern with pencil only.



INSTRUCTIONS: Color then cut out the apples on the right of this worksheet. Carefully match the apples with the corresponding number on the tree. Glue them into place.




Cut and paste the pictures in the correct category



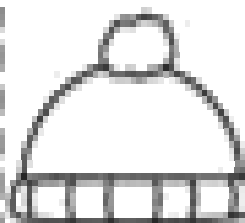
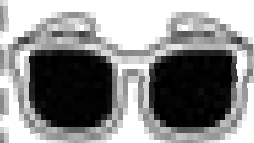



hot

cold




--	--

© Learning Pig Ltd 2019






Trace the circles and colour the picture.



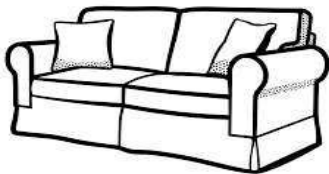
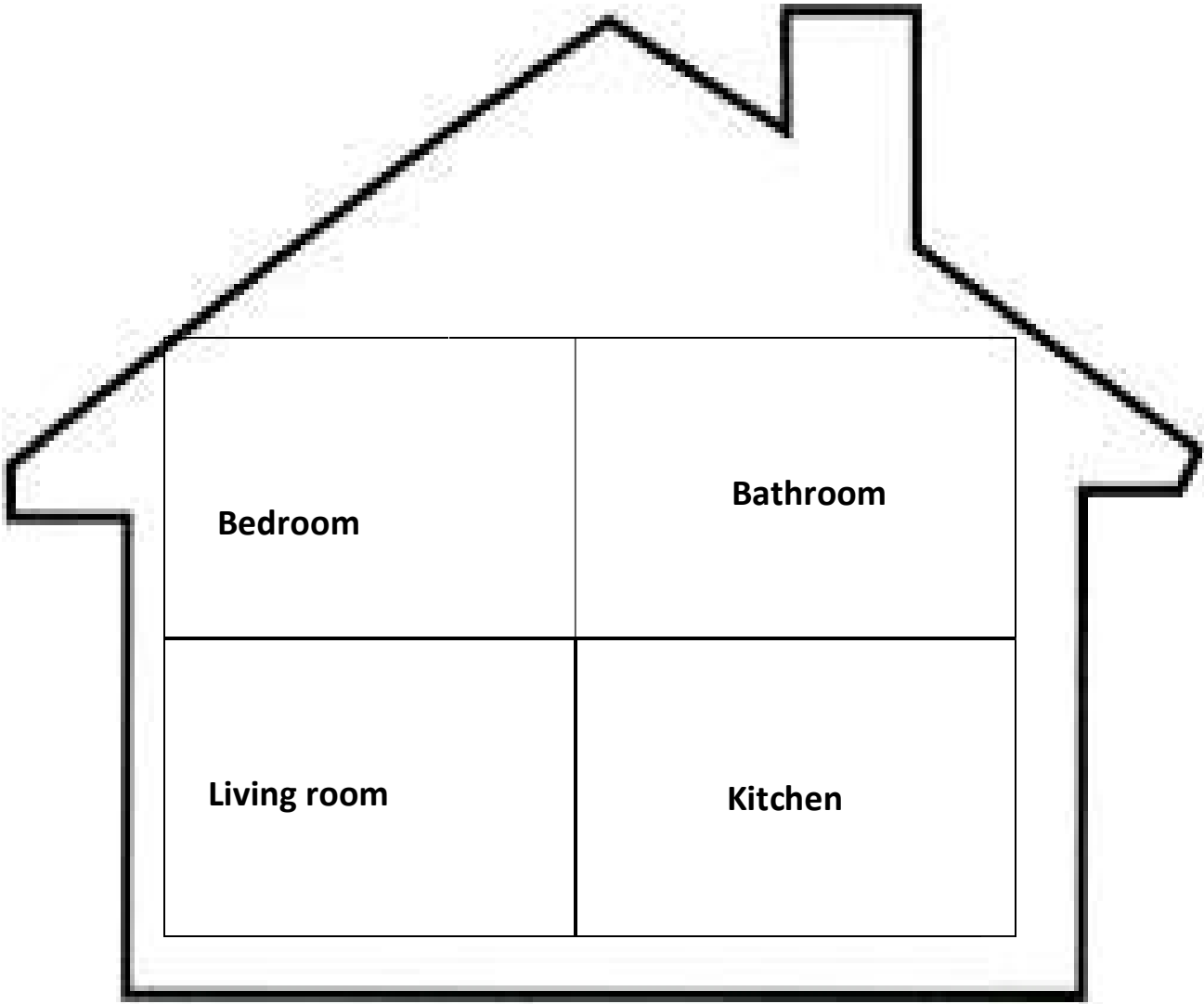
Cut and paste the pictures according to the Numbers

5	2
3	4




Note: Encourage the child to count the objects

Cut and paste the pictures given below, according to their appropriate rooms.

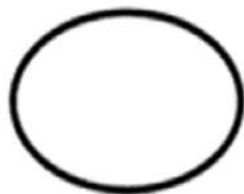











Circle the Small animal and Colour the Big animal.



# TRACE THE SHAPES


---





# Spot The Difference

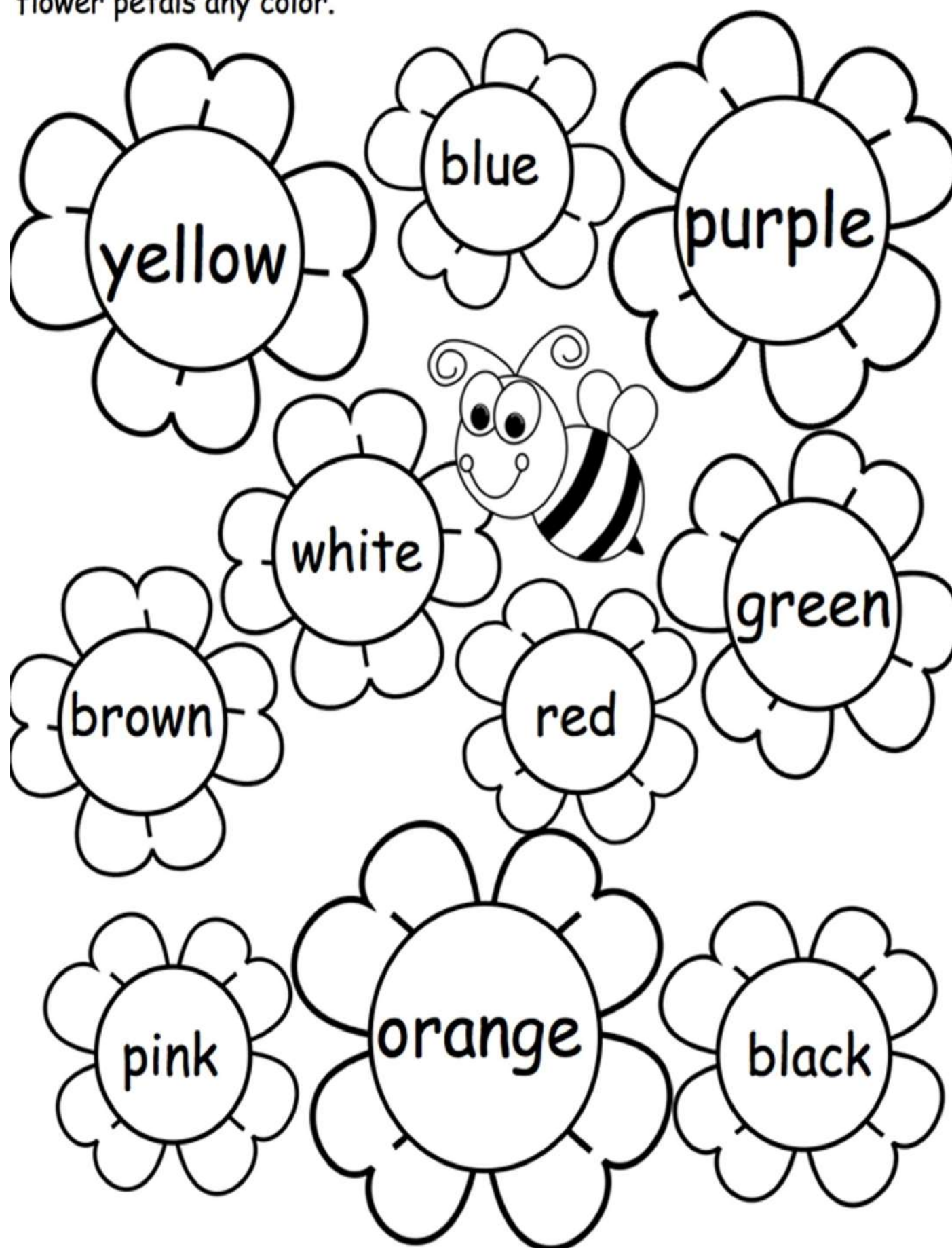
- Find out 5 differences




Help the bus get to the schoolhouse.



Read the color words. Color the circles that color. Color the flower petals any color.







# Time Recording Sheet

Write how many minutes each day you studied. If you don't study on a day. That's okay, just put a "X" in the box.

## Week 1

Saturday	Sunday	Monday	Tuesday	Wednesday	Thursday	Friday

## Week 2

Saturday	Sunday	Monday	Tuesday	Wednesday	Thursday	Friday

## Week 3

Saturday	Sunday	Monday	Tuesday	Wednesday	Thursday	Friday

## Week 4

Saturday	Sunday	Monday	Tuesday	Wednesday	Thursday	Friday