



FLORENCE INTERNATIONAL SCHOOL

Recognised by U.P. Government | To Be Affiliated with CBSE



ABC



+91-9971076677

+91-9971140555

info@fis.school www.fis.school

$4 \times 6 = 24$

Plot No. H5-2, Sector-3, Greater Noida (West), Uttar Pradesh - 203207

Dear Parents,

Happiness is in the air.

Long awaited summer holidays are again ready to welcome you with their warm showers!

The Summer Vacation has begun. Summer Holidays give a chance for students to relax. During holidays, leisure replaces work as a priority. Besides relaxing the students should keep in mind the execution of the assigned work in a well planned manner. You may have to help your child to complete the home-work. Some points to be kept in mind:

1. You need to take a print out of the home-work sheets and submit the same in a properly labeled folder or as per the instructions given.
2. Provide the required assistance to your child to complete the home-work.
3. Make sure that your child submits the completed holiday home-work to the class teacher when the school re-opens after the summer vacation.

Please take care of the neatness of the work.

Please take note of the following instructions:

- Encourage your child to converse in English.
- Encourage your child to read books.
- Try to spend quality time with your child. Try to keep them away from TV and mobile.

WISHING ALL THE KIDS A HEALTHY AND HAPPY HOLIDAYS

Summer Break – May 18 to June 30.






- Colour the picture as i am.



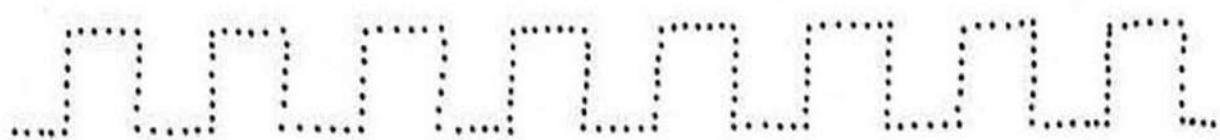


Boy



Girl

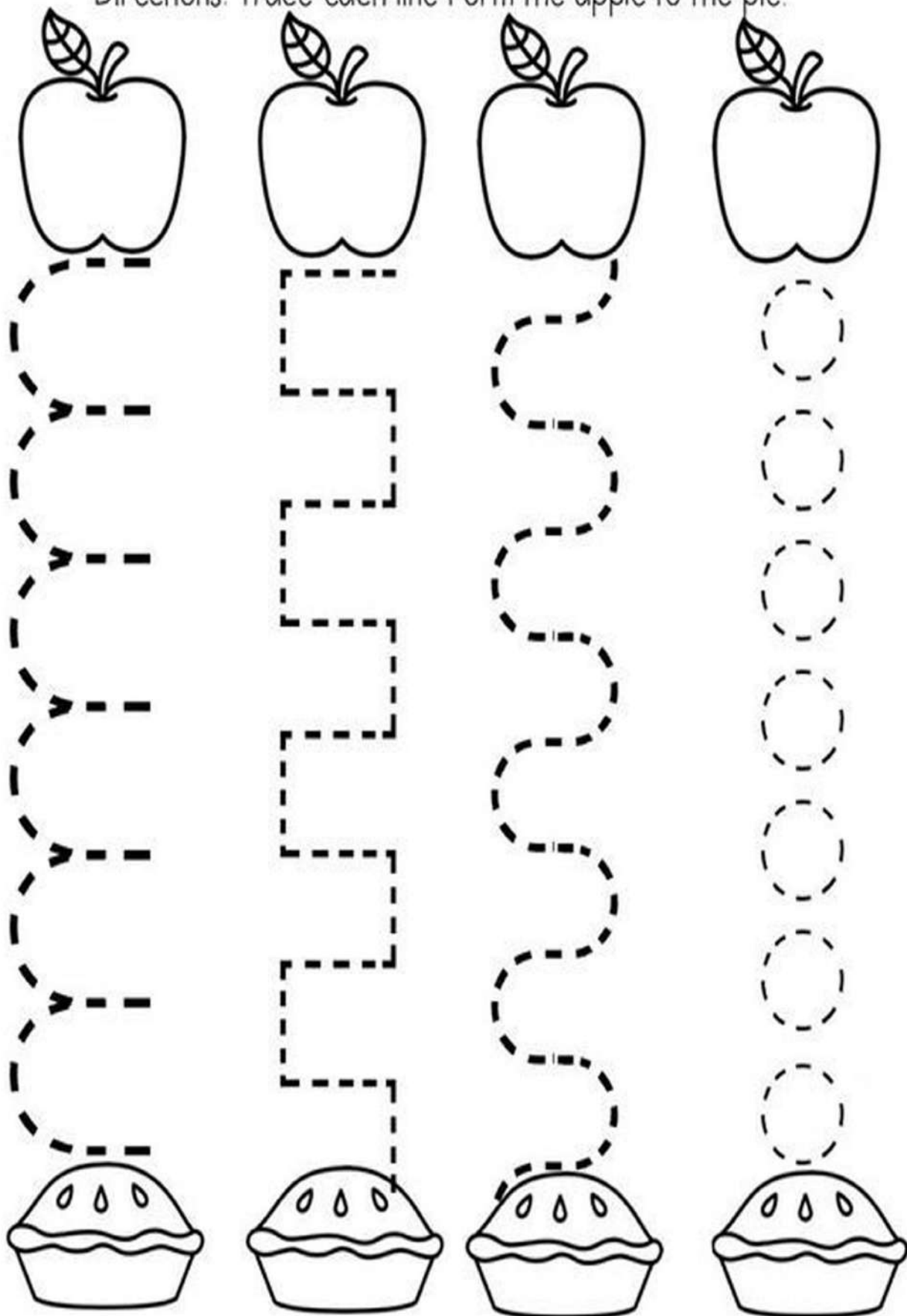
<p><u>ENGLISH</u></p>	<p>In Cursive writing B</p> <ul style="list-style-type: none"> • Do page no 1 to 8 Handwriting practice. <p>Genius Step English</p> <ul style="list-style-type: none"> • Do Page No. 19 to 28. • Do practice Aa to Zz (Cursive) 	
<p><u>HINDI</u></p>	<p>Revise the work done till date. Learn and Practice Swar and Vyanjan Worksheet given.</p>	
<p><u>MATHS</u></p>	<p>Revise the work done till date. Worksheet given.</p>	
<p><u>EVS</u></p>	<p>Paste the picture of different type of houses, Land transport, Water transport and Air transport in scrap book and revise it.</p>	
<p><u>ART</u></p>	<p>Do page no.7,8,9,10 and 11</p>	

Tracing Practice

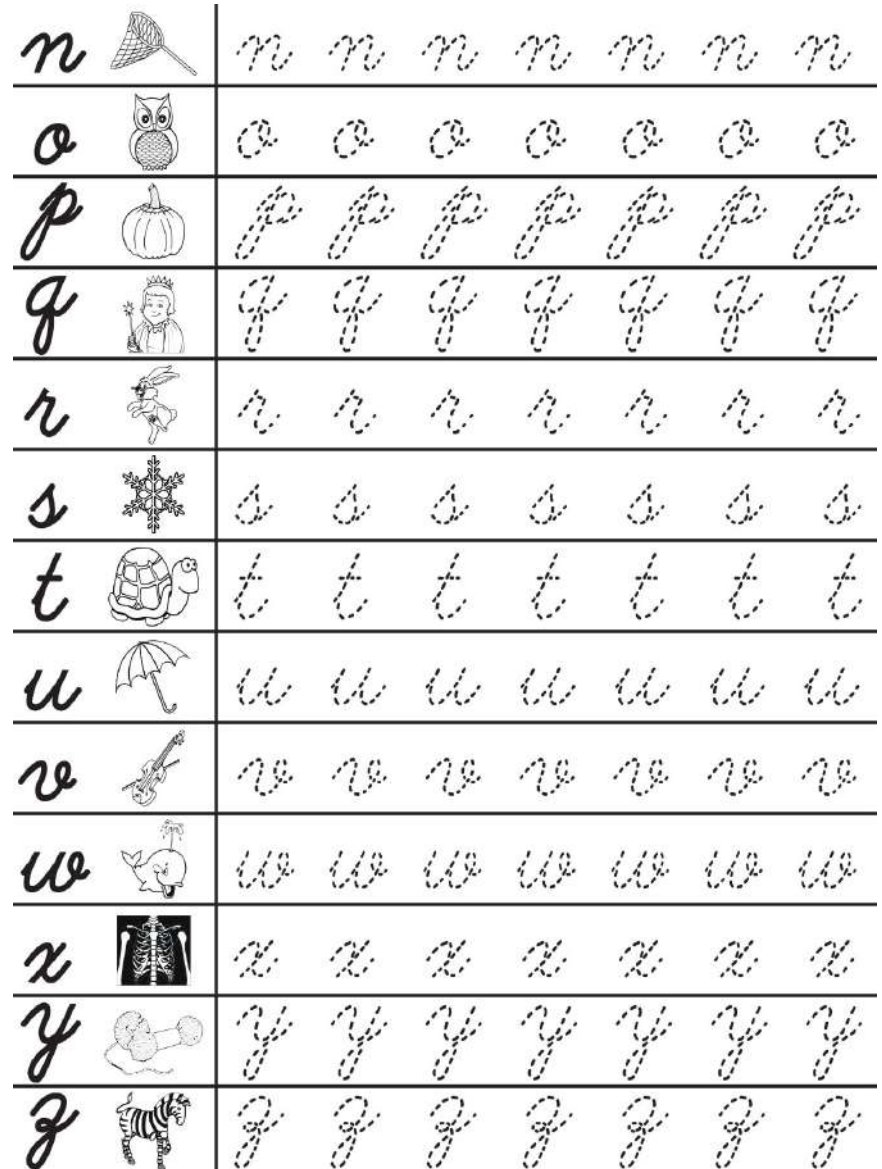
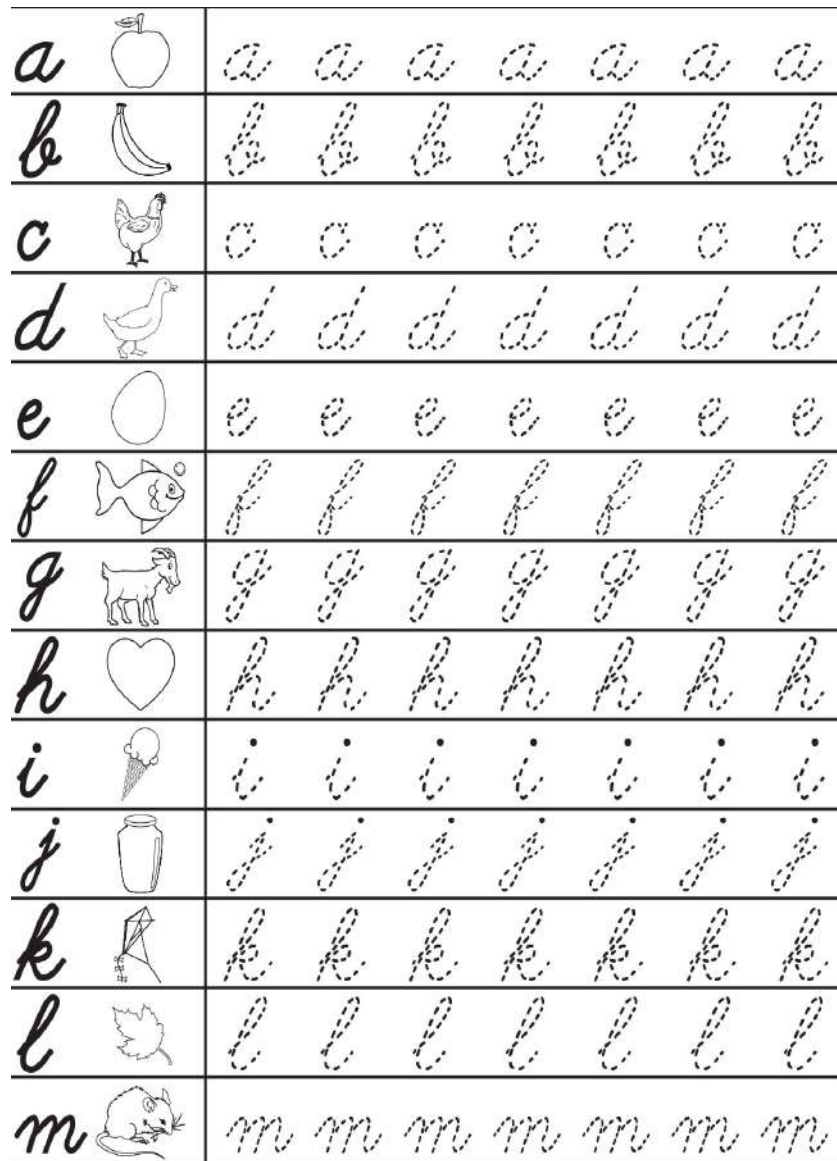


Tracing Practice

Directions: Trace each line from the apple to the pie.



❖ Trace the alphabet.



Kids lowercase cursive handwriting worksheet with alphabets a to z

a b c d e f g

h i j k l m

n o p q r s

t u v w x

y z


Write small letter for big letter

A	___	B	___	C	___
D	___	E	___	F	___
G	___	H	___	I	___
J	___	K	___	L	___
M	___	L	___	O	___
P	___	Q	___	R	___
S	___	T	___	U	___
V	___	W	___	X	___
Y	___	Z	___		

Tall and Short



Tick (✓) the taller objects.

☐☐☐☐☐☐

Who is the tallest in your family?

Who is the shortest in your family?


The Lion and the Mouse

Oh! What a lovely summer's day!



I will eat you.

No, please, let me go.



Thank you! I will help you some day.



Help ! Help!



Please don't worry. I will cut the net.



Thank you!





Count and Write


Count and write the correct numeral.



		
--	---	--








		
--	--	--









		
--	--	--


		
--	--	--











					
--	--	--	--	--	--

						
---	---	---	---	--	---	--


							
---	---	---	---	---	--	---	--

								
---	---	---	---	---	---	---	---	--

									
---	---	---	---	---	---	--	---	---	--


										
---	---	---	---	---	---	---	---	---	---	--

- Write missing number 1. to 50.



Fun Time

Join the dots from 1 to 50. Colour the picture.



अक्षर को चित्र से मिलाओ
Match the Alphabet to the picture

अ
औ
आ
ए
उ
अं
ऐ
ऊ

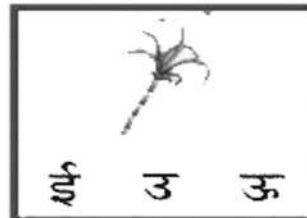




खाली स्थान भरो

	आ		


ओ			अः

सही अक्षर पर गोला लगाओ



स्वर

1 चित्रों और वर्णों (स्वर) को मिलाओ और चित्र के नीचे सही वर्ण लिखो :-




ऐ

ओ

आ

ऊ

ई



अ

अं


ई

ए

ऊ



spot 5 differences





Time Recording Sheet

Write how many minutes each day you studied. If you don't study on a day. That's okay, just put a "X" in the box.

Week 1

Saturday	Sunday	Monday	Tuesday	Wednesday	Thursday	Friday

Week 2

Saturday	Sunday	Monday	Tuesday	Wednesday	Thursday	Friday

Week 3

Saturday	Sunday	Monday	Tuesday	Wednesday	Thursday	Friday

Week 4

Saturday	Sunday	Monday	Tuesday	Wednesday	Thursday	Friday