



FLORENCE INTERNATIONAL SCHOOL

Recognised by U.P. Government | To Be Affiliated with CBSE



ABC



$4 \times 6 = 24$

+91-9971076677
+91-9971140555

© info@fis.school © www.fis.school

Plot No. HD-2, Sector-3, Greater Noida (West), Uttar Pradesh - 203207

Dear Parents,

Happiness is in the air.

Long awaited summer holidays are again ready to welcome you with their warm showers!

The Summer Vacation has begun. Summer Holidays give a chance for students to relax. During holidays, leisure replaces work as a priority. Besides relaxing the students should keep in mind the execution of the assigned work in a well planned manner. You may have to help your child to complete the home-work. Some points to be kept in mind:

1. You need to take a print out of the home-work sheets and submit the same in a properly labeled folder or as per the instructions given.
2. Provide the required assistance to your child to complete the home-work.
3. Make sure that your child submits the completed holiday home-work to the class teacher when the school re-opens after the summer vacation.

Please take care of the neatness of the work.

Please take note of the following instructions:

- Encourage your child to converse in English.
- Encourage your child to read books.
- Try to spend quality time with your child. Try to keep them away from TV and mobile.

WISHING ALL THE KIDS A HEALTHY AND HAPPY HOLIDAYS

Summer Break – May 18 to June 30.

<p>ENGLISH</p>	<p>Gateway to good handwriting It is rightly said that good handwriting tells us about personality of a person. Help your child to Frame meaningful sentences from the given words: Garden, kind, mother, new, school, famous, house, because, share, clean, happy, Friend.</p> <ul style="list-style-type: none"> Learn any one poem on any one of the following topic and prepare it for English Recitation and record and send it to the school mail id.- (florence.enquiry@gmail.com) <p>Trees .Rainy Season . Birds .Butterfly.</p> <ul style="list-style-type: none"> Do picture composition from Grammar Book (page no 67, 68). Do pg no 10,13,14,15 from cursive writing.
<p>HINDI</p>	<ul style="list-style-type: none"> Read 10 stories at least and write the names of any 5 character you liked the most and draw any one character in Scrap Book. Learn Poem (Chapter 1) from book. Saral Sulekh Mala (Page no 10 & 11). Picture Composition: Do the given worksheet. Worksheet of Barah Khadi 1 से 20 तक गिनती को अंक और शब्द में अभ्यास पुस्तिका में लिखिए।
<p>MATHS</p>	<ul style="list-style-type: none"> Write tables 1 to 5 in notebook. Addition: Do the worksheet given Odd and Even: Do the worksheet given Greater Than, Less Than or equal: Do the worksheet given
<p>E.V.S</p>	<ul style="list-style-type: none"> Draw/Paste the picture of National game in scrapbook. Revise exercise done till now.
<p>G.K</p>	<ul style="list-style-type: none"> Collect the picture of your favorite sports stars and write few lines about it. (Scrapbook) <p style="text-align: center;">Or</p> <ul style="list-style-type: none"> Make a chart on healthy and unhealthy food. Tick the healthy food items that you like most.

English

- **Circle the correct spelling:**

- | | | | |
|------------|---------|------------|---------|
| 1. singing | singing | 2. walk | walke |
| 3. walked | walkd | 4. tabel | table |
| 5. bron | brown | 6. aaple | apple |
| 7. white | whit | 8. round | rond |
| 9. thikn | think | 10. asked | askd |
| 11. game | gamee | 12. banana | banana. |

- **Add –side. er, ow, est. to make complete words:**

- | | |
|-------------------------------------|--------------------------|
| 1. wind + <u>ow</u> = <u>window</u> | 2. great + _____ = _____ |
| 3. bel + _____ = _____ | 4. out + _____ = _____ |
| 5. loud + _____ = _____ | 6. farm + _____ = _____ |
| 7. light + _____ = _____ | 8. teach + _____ = _____ |
| 9. butt + _____ = _____ | 10. Cr + _____ = _____ |

- **Replace the first letter with the given letter to form a new word:**

- | | |
|---------------------------------------|-------------------------------|
| 1. Replace cable with t' <u>table</u> | 2. Replace name with g' _____ |
| 3. Replace bone with t' _____ | 4. Replace lane with c' _____ |

- **Write any two naming words begin with each of the given letter:**

- | | |
|------------|------------|
| 1. D _____ | 2. H _____ |
| 3. P _____ | 4. L _____ |
| 5. K _____ | 6. N _____ |

- Write a or an:

Articles a or an



___ book



___ elephant



___ ant



___ igloo



___ cat



___ eye



___ apple



___ kite



___ bow



___ egg



___ girl



___ octopus

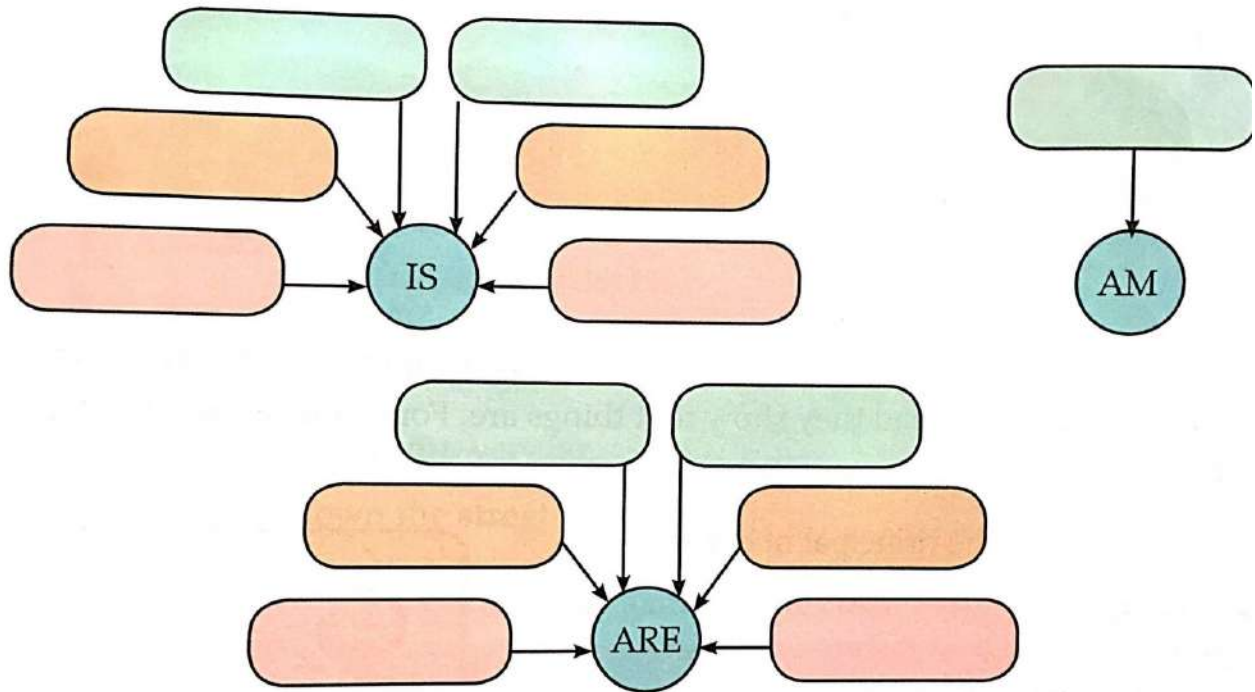
This is ___ egg.

This ___ girl.

___ apple.

- Fill in the blanks using the words from box:


Jimmy we you
 sparrow those she
 Pam and Sally it I
 they he the pen these



Comprehension


Look at each illustration. Describe what is going on in the picture.
Color in the bubble next to the correct answer.

1.




- The boy is sleeping.
- The boy is at school.
- The boy is at the beach.
- The boy is in a car.

2.




- The girl is reading.
- The girl is eating.
- The girl is at the movies.
- The girl is in a car.

3.



- The girl is eating.
- The girl is playing baseball.
- The girl is at school.
- The girl is sleeping.

4.



- The boy is playing.
- The boy is eating.
- The boy is at school.
- The boy is sleeping.

Hindi (पिता दिवस)




अपने पिता के बारे में लिखिए

1. जन्म दिवस _____
2. पंसदीदा खाना _____
3. पिता का प्रथम स्कूल _____
4. माता का नाम _____
5. पिता का नाम _____
6. पंसदीदा शौक _____
7. प्रिय दोस्त _____

Maths

- Mr. Ronny can catch only those fish which have even numbers. Colour the fish which he can catch.



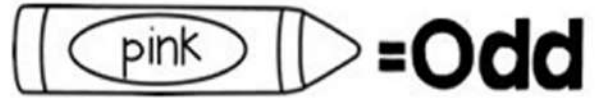
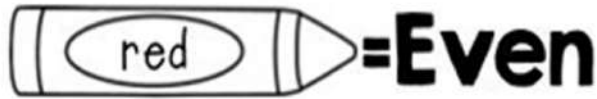
- Add the following:

The worksheet features 14 giraffes, each positioned next to a math problem. The giraffes are yellow with brown spots and are standing on green grass. The math problems are arranged in a grid-like pattern:

- Top row: $7 + 1 =$ (left), $96 + 1 =$ (right)
- Second row: $16 + 2 =$ (center)
- Third row: $36 + 2 =$ (left), $40 + 2 =$ (right)
- Fourth row: $61 + 7 =$ (center)
- Fifth row: $5 + 4 =$ (left), $50 + 7 =$ (right)
- Sixth row: $65 + 3 =$ (center)
- Seventh row: $42 + 6 =$ (left), $12 + 7 =$ (right)
- Bottom row: $72 + 4 =$ (center)


Even and Odd Numbers

Directions: Color the candy hearts according to the color code.



How many:
even _____ odd _____

How many hearts are in the jar?



Missing Addends



Directions: Find the missing number for each problem.

$8 + \square = 15$

$\square + 9 = 14$

$\square + 5 = 12$

$8 + \square = 15$

$7 + \square = 16$

$\square + 6 = 11$

$\square + 2 = 11$

$9 + \square = 12$

$3 + \square = 10$

$\square + 5 = 14$

$\square + 9 = 18$

$6 + \square = 16$

$8 + \square = 16$

$\square + 2 = 10$

$\square + 5 = 13$

$6 + \square = 13$

$8 + \square = 12$

$\square + 7 = 11$

- **Have a tête-à-tête (chit-chat) with your parents and ask them how their childhood was different from yours. Now compare and write a few differences in the table given below. One is done for you.**

My father's/mother's childhood	My childhood
There were no mobile phones or internet	I have access to internet even on my parents' smart phone

RIDDLES AND CODES

Use the secret code given below to answer these riddles.

a) What can run but can't walk?

20 2 12 6 5

___ _ _ _ _

b) What has hands but no arms?

19 173 19 1

___ _ _ _ _

c) What is made that can't be seen?

9 3 16 13 6

___ _ _ _ _

d) What goes up and down without ever moving?

13 12 2 16 5 19 2 13 6

___ _ _ _ _

e) What belongs to you but is used more by others?

8 3 7 5 9 2 15 6

___ _ _ _ _

f) What has eyes but can't see?

4 3 12 2 12 3



1	2	3	4	5	6	7	8	9	10	11	12	13	14	15	16	17	18	19	20
K	A	O	P	R	E	U	Y	N	F	H	T	S	D	M	I	L	B	C	W



Time Recording Sheet

Write how many minutes each day you studied. If you don't study on a day. That's okay, just put a "X" in the box.

Week 1

Saturday	Sunday	Monday	Tuesday	Wednesday	Thursday	Friday

Week 2

Saturday	Sunday	Monday	Tuesday	Wednesday	Thursday	Friday

Week 3

Saturday	Sunday	Monday	Tuesday	Wednesday	Thursday	Friday

Week 4

Saturday	Sunday	Monday	Tuesday	Wednesday	Thursday	Friday