

FLORENCE INTERNATIONAL SCHOOL

WINTER VACATION ASSIGNMENT (2020-2021)

GRADE-2

Theme - "Looking for a brighter tomorrow"

English	<ol style="list-style-type: none">1. Look at the picture write a story about Lion and the Rabbit which is given in page no 19 in Multiskill English Book.2. Project- Make a chart of form of verbs (Present and Past) which is given in page no 58 English Grammar Book. Select only 15 of them which you feel difficult to learn.
Maths	<ol style="list-style-type: none">1. Learn and revise the table 11 to 202. Do the worksheet given below related to Chapter- Money.3. Do page no 84 ,85, and 86 in book.
E.V. S	<ol style="list-style-type: none">1. Project- Make a model of Cardinal Direction Compass related to Chapter -Location A Place)2. Do the worksheet given below
G. K	<ol style="list-style-type: none">1. Draw/Paste the pictures of 2 indoor and 2 outdoor games in notebook.2. Paste the picture of your favourite sport personality and write down 5 lines about her/him in notebook.

Computer

Assignment - Write " Happy New Year" in Wordpad.
Using Feature or command that are given below and save
the file by your name.

- Bold
- Underline
- Red colour
- Font Size 72
- Colour Pink
- Theme font Algerian

Hindi

क) नीचे दिए गए शब्दों का प्रयोग करते हुए एक छोटी सी कहानी बनाकर लिखो।
विद्यालय ,गुरुजी बंदर ,डंडा ,छुट्टीरोटी ,पेड़, केला ,ताली, बच्चे, भूख।
कहानी लिखनेकेबाद कहानीके आधारपर चित्र बनाओ तथा रंग भरओ। यह कार्य आपको हाफ चार्ट पेपर पर करना है।

ख) घरके बड़ोंसे पता करो कि रोटी किस
किस चीजसे बनती है। जिन अनाजोंसे रोटी बनती है। उनके नाम लिखो। तथा चित्र बनाओ या फिर उनके चित्र चि
पकाए।
यह कार्य आपको A4 शीट पर करना है

MATHS WORKSHEET

Lucy is shopping for toys. She has notes and coins with her in her purse. She has notes of Rs 20, Rs 10 and coins of Rs 5 and Rs 2. Help Lucy Find out how many of each of these notes or coins she must give to the shopkeeper to buy each of these toys.



$$\begin{array}{cccc} \text{Rs} & & \text{Rs} & & \text{Rs} & & \text{Rs} \\ \boxed{} & + & \boxed{} & + & \boxed{} & + & \boxed{} \end{array}$$

Rs 40



$$\begin{array}{ccc} \text{Rs} & & \text{Rs} & & \text{Rs} \\ \boxed{} & + & \boxed{} & + & \boxed{} \end{array}$$

Rs 25



$$\begin{array}{ccc} \text{Rs} & & \text{Rs} & & \text{Rs} \\ \boxed{} & + & \boxed{} & + & \boxed{} \end{array}$$

Rs 27

E.V.S WORKSHEET

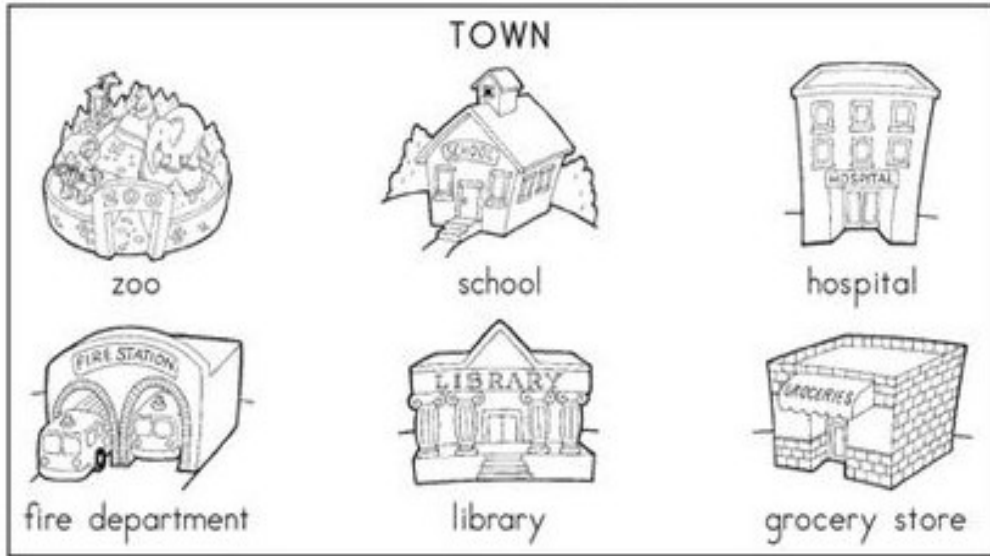
www.JumpStart.com

Recognizing cardinal directions



Which Direction?

Use the compass rose and the diagram of the town to help you fill in the blanks and answer the questions.



- 1.) The school is _____ of the library.
- 2.) The zoo is _____ of the school.
- 3.) The grocery store is _____ of the fire department.
- 4.) The grocery store is _____ of the hospital.
- 5.) The zoo is _____ of the fire department.
- 6.) The school is _____ of the hospital.

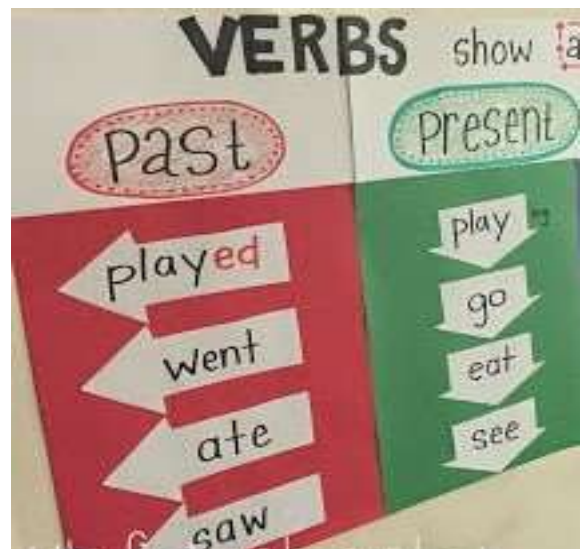
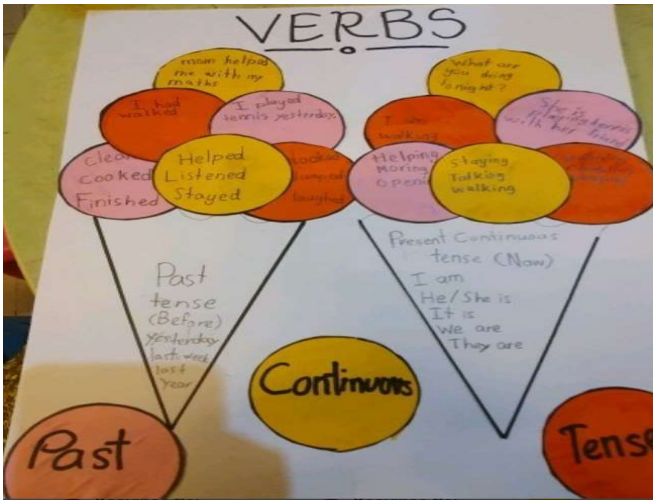


Frankie Says:



Stand in a room in your home and help your child figure out which wall is to the north, which one is to the south, and so on. Once the four directions have been identified, have your child follow instructions such as these: "Touch the wall that faces south. Point to the wall that faces north. Walk five steps towards the west. Name the room that is east of where you are." Later, let your child take a turn giving the instructions.

Idea of making verbs chart



Experiential Learning

Idea of making Cardinal Direction Compass

